

R-N2 - Franklyn

32
36
40
43
47
-50
52
57
60
62
65
72
80
89
90
91

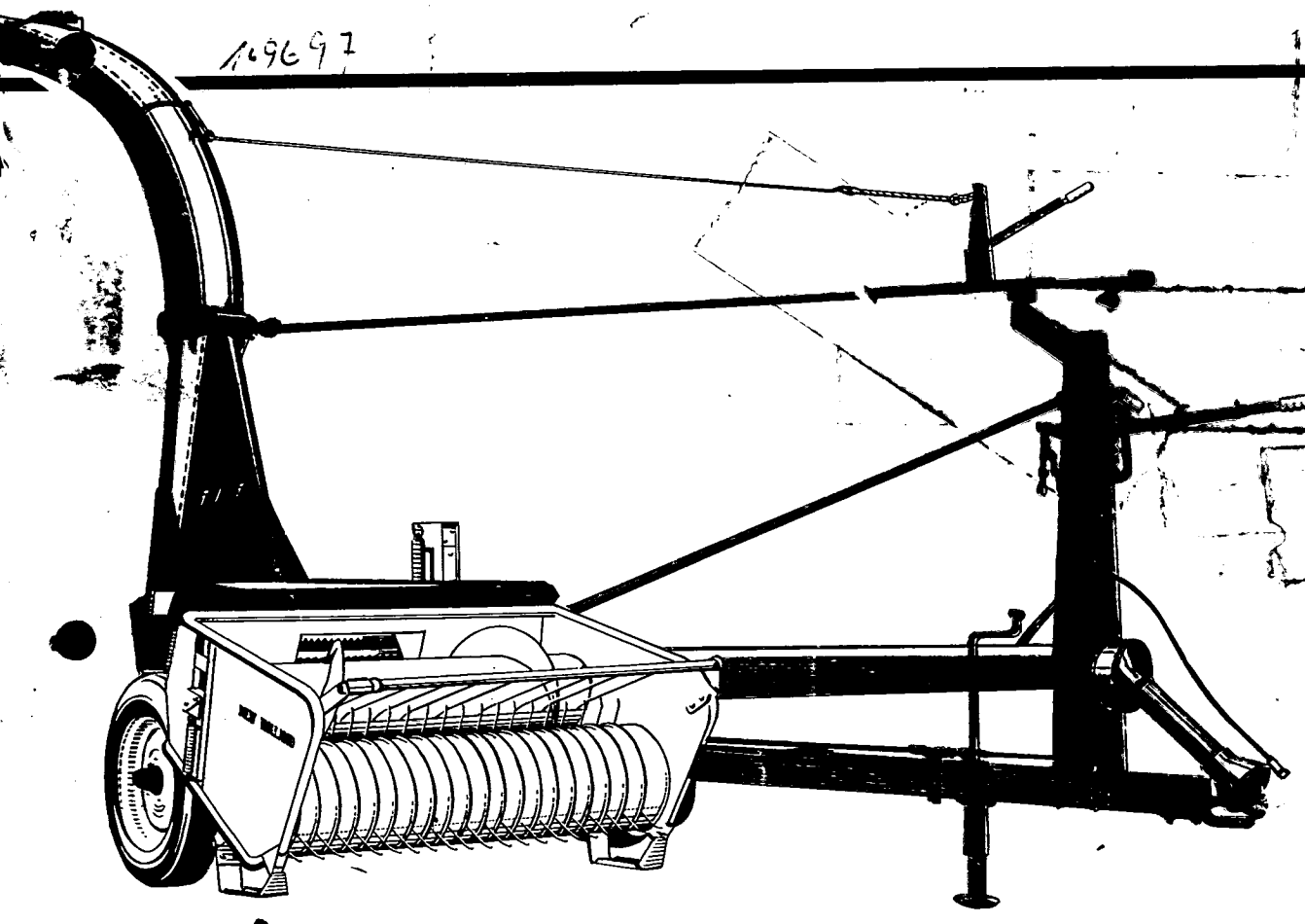


NEW HOLLAND

717 FORAGE HARVESTER

SERVICE PARTS CATALOGUE

ISSUE 3/73
REPLACES ALL PREVIOUS ISSUES



**PICKUP
SICKLE BAR**

727, 728 AND 717-W

737 AND 717-S ←

ROW CROP

741 AND 717-R ←

ROW CROP

742, 743, 717-R2 AND 717-N2 ←

ORDERING PARTS

When ordering service parts follow the instructions listed below. By so doing, you will be assured of receiving the correct part in the shortest possible time.

1. Give the Model and serial number.
2. Write the complete part number as well as the description of the part.
3. Whenever the terms 'left and right, or L and R', are used, it should be understood to mean from a position facing in the direction of travel.
4. Give detailed shipping instructions, that is: Railway station, Town; whether shipment is to go by parcel post, rail, road or air.

NEW HOLLAND DIVISION SPERRY RAND LIMITED is continually striving to improve its products, and therefore, reserves the right to make improvements or changes, when it becomes practical and possible to do so, without incurring any obligation to make changes, or additions, to the equipment sold previously.

SERVICE PARTS CATALOGUE

717 FORAGE HARVESTER



NEW HOLLAND

CONTENTS BY GROUP

<u>Group</u>	<u>Page</u>
717 BASE UNIT	
MAIN FRAME, TONGUE AND WHEEL GROUP	2
P.T.O. GROUP	6, 8A, 88
P.T.O. GEARBOX GROUP	9
KNIFE SHARPENER GROUP	11
REVERSING GEARBOX AND CLUTCH GROUP	12
FEED ROLL GROUP	15
CUTTERHEAD GROUP	18
SUMMARY OF BELT AND PULLEY OPTIONS	20A
SPOUT AND CONTROL GROUP	20B
GUARD GROUP	23
HAND LIFT GROUP	84
727 PICK-UP ATTACHMENT	
MAIN FRAME GROUP	24
PICK-UP GROUP	26
AUGER GROUP	28
728 PICK-UP ATTACHMENT	
MAIN FRAME GROUP	24
PICK-UP GROUP	26
AUGER GROUP	28
GUARD GROUP	31
717-W PICK-UP ATTACHMENT	
MAIN FRAME GROUP	24
PICK-UP GROUP	26
AUGER GROUP	28
GUARD GROUP	31
737 SICKLE BAR ATTACHMENT	
MAIN FRAME GROUP	32
SICKLE GROUP	34
REEL GROUP	38
AUGER GROUP	44
717-S SICKLE BAR ATTACHMENT	
MAIN FRAME GROUP	32
SICKLE GROUP	36
REEL GROUP	40
AUGER GROUP	47
SHIELDING KIT	43
741 ROW CROP ATTACHMENT	
MAIN FRAME GROUP	50
KNIFE GROUP	52
GATHERING CHAIN GROUP	54
FENDER GROUP	60
717-R ROW CROP ATTACHMENT	
MAIN FRAME GROUP	50
KNIFE GROUP	52
GATHERING CHAIN GROUP	57
FENDER GROUP	60
742 ROW CROP ATTACHMENT	
MAIN FRAME GROUP	62
KNIFE GROUP	65
GATHERING CHAIN GROUP	68
FENDER GROUP	76

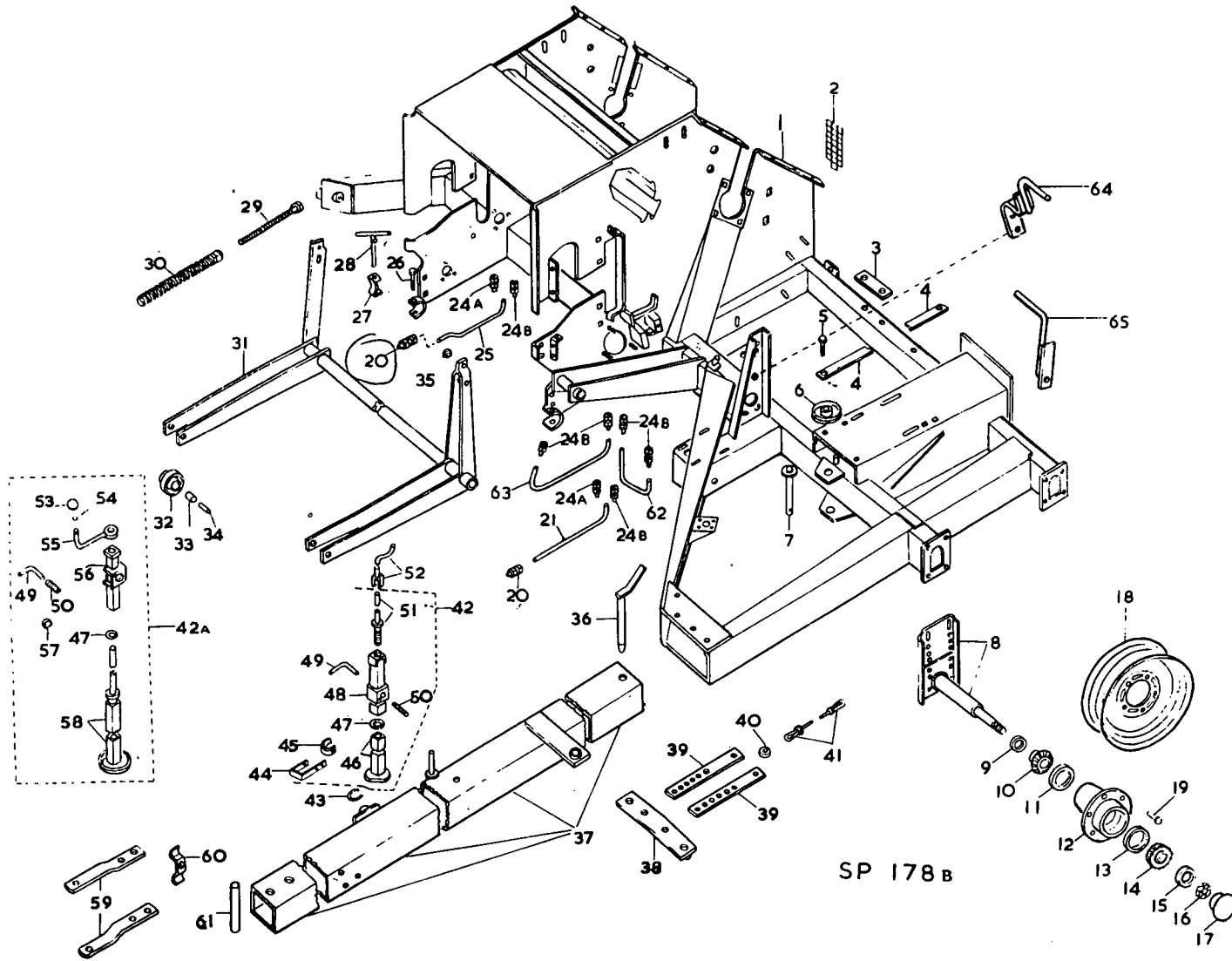
CONTENTS BY GROUP

<u>Group</u>	<u>Page</u>
743 ROW CROP ATTACHMENT	
MAIN FRAME GROUP	62
KNIFE GROUP	65
GATHERING CHAIN GROUP	68
FENDER GROUP	76
717-R2 ROW CROP ATTACHMENT	
MAIN FRAME GROUP	62
KNIFE GROUP	65
GATHERING CHAIN GROUP	72
FENDER GROUP	80
717-N2 ROW CROP ATTACHMENT	
MAIN FRAME GROUP	62
KNIFE GROUP	65
GATHERING CHAIN GROUP	72
FENDER GROUP	80
ATTACHMENTS	
BIPOD KIT	85
VERTICAL SPOUT EXTENSION	86
HORIZONTAL SPOUT EXTENSION	86
SHORT SPOUT	87
CUTTERHEAD PADDLE KIT	88
DUAL WHEEL BUNDLE	88
TRANSPORT WHEELS (727, 737, 741, 742, 743 and 717-W)	89
HEAD SAVER (737 and 717-S)	89
SIDE SHEET EXTENSION (737 and 717-S)	90
POINTER DIVIDER (737 and 717-S)	90
ROW DIVIDER (741, 742, 743, 717-R2 and 717-N2)	91
HYDRAULIC HITCH ASSEMBLY	92, 96
HYDRAULIC HITCH ATTACHMENTS	94, 98
HEAVY DUTY WHEEL KIT	99
SHREDDER CONCAVE	99
THREE KNIFE KIT	100
HYDRAULIC LIFT BUNDLE	100
TRAILER HITCH KIT	100
INDEX	101
TRANSFER SETS	
— BASE UNIT 158727 (Standard Speed Drive)	
— BASE UNIT 530157 (Reduced Speed Drive)	
ATTACHMENTS PICK-UP 727, 728, and 717-W	158728
SICKLE BAR 737 and 717-S	127568
ROW CROP 741 and 717-R	127445
ROW CROP 742 and 717-R2	127447
ROW CROP 743 and 717-N2	133108
NEW HOLLAND PAINT	
RED - Part No. 70365 ½ gallon	
RED - Part No. 70036 1 gallon	
YELLOW - Part No. 70106 ½ gallon	
YELLOW - Part No. 70107 1 gallon	

325355

Note: To ensure that correct parts are obtained for the attachments, it is essential to note the model number which will be found on the Serial Plate as fitted to each attachment. The model numbers of attachments are as found on the front cover.

MODEL 717 BASE UNIT
MAIN FRAME, TONGUE AND WHEEL GROUP



SP 178 B

MODEL 717 BASE UNIT
MAIN FRAME, TONGUE AND WHEEL GROUP

Ref. No.	Part No.	No. used	Description
1	531591	1	Main Frame Weld Assembly (see note 1) - replaces 122325 and also 131274 ### 8 532131 Spacer ### 8 88547 Bolt Hex. Hd. 3/8" x 4"
2	151672	2	Cutterhead Ventilation Grill
3	### 122504	1	Hitch Plate 2 84250 Bolt Rnd. Hd. sht. sq. neck 1/2" x 2 1/2" 2 80679 Lock Washer 1/2" 2 84946 Nut 1/2"
4	### 122505	1	Hitch Bar
5	87403	1	Bolt Hex. Hd. 3/4" x 2 1/4" 1 84041 Locknut 3/4"
6	158393	2	Lift Cable Idler Pulley (Plastic) 2 116312 Special Washer ### 1 532865 Spacer 4 87398 Cotter Pin 3/16" x 1 1/4"
6A	64161	2	Idler Bushing (note: this bushing only used in original Steel Idler pulley)
7	532866	1	Tongue Pivot Pin Replaces 128470 1 87398 Cotter Pin 3/16" x 1 1/4"
8	158280	2	Spindle Weld Assembly 8 88551 Bolt Hex. Hd. 1/2" x 1 3/4" 4 87364 Plain Washer 1/2" 8 80679 Lockwasher 1/2" 8 84946 Nut 1/2"
9	36060	2	Oil Seal
10	72012	2	Tapered Roller Bearing Cone
11	72062	2	Tapered Roller Bearing Cup
12	41248	2	Wheel Hub Less Bolts (6 bolt)
13	72063	2	Tapered Roller Bearing Cup
14	72013	2	Tapered Roller Bearing Cone
15	72867	2	Washer 49/64" I.D. x 1 7/8" O.D.
16	84996	2	Slotted Hex. Nut 3/4" (N.F.) 2 87398 Cotter Pin 3/16" x 1 1/4"
17	72015	2	Hub Cap
18	152749	2	Wheel Assembly 6.50 x 16 8 Ply ← T. 2 25793 Tube 6.50 x 15 2 72805 Wheel Disc 4.50 x 16 ← Tyre 2 152741 Tyre 6.50 x 16 8 Ply
19	27269	12	Wheel Bolt
20	151458	2	Taper Stud Coupling Assembly
21	122481	1	L.H. Grease Line 3/16" O.D. x 12 1/4" Long 1 80714 Grease Fitting 1/4"
22	** 13367	2	Tubing Nut (Not Shown)
23	** 13362	2	Tubing Sleeve (Not Shown)
24	** 11784	2	Tube Connection (Not Shown) 2 87308 Jam Nut 3/8" (N.F.) 2 80714 Grease Fitting 1/4"
24A	### 152982	2	Bulkhead Coupling Assembly (includes the following) 2 152983 Bulkhead Coupling 2 152984 Bracket 2 152985 Tubing Sleeve 2 152986 Tubing Nut 2 152987 Antifriction Washer
24B	<u>## 159338</u>	6	Bulkhead Coupling Assembly (includes the following) 6 159501 Tubing Nut 6 159502 Tubing Sleeve 6 159496 Tube Coupling

MODEL 717 BASE UNIT
MAIN FRAME, TONGUE AND WHEEL GROUP

<u>Ref. No.</u>	<u>Part No.</u>	<u>No. Used</u>	<u>Description</u>
25	152718	1	R.H. Grease Line 1 80714 Grease Fitting 1/4"
26	88547	2	Bolt Hex. Hd. 3/8" x 4"
27	122521	2	Attachment Bracket
28	122400	2	Attachment Bracket Pin 2 37851 Hairpin Cotter
29	36249	1	Special Bolt 5/8" x 14"
30	152452	1	Lift Spring c/w Nut
31	131283	1	Lift Weld Assembly
32	122503	2	Lift Roller with Ref. 33 Bushing
33	48935	2	Roller Bushing (Nylon)
34	13911	2	Roller Spacer 1 7/8" Long 2 87870 Bolt Hex. Hd. 7/16" x 3 1/4" 2 81547 Lock Washer 7/16" 2 84945 Hex. Nut 7/16"
35	39304	1	Cable Spacer
36	122406	2	Tongue Pin Weld Assembly
37	532606 -	1	Tongue Weld Assembly Replaces 152938 1 80754 Cotter Pin 3/16" x 1 1/2"
38	122382	1	Link Arm Assembly
39	126228 -	2	Link 2 88011 Bolt Hex. Hd. 3/8" x 1 1/4" 2 84040 Locknut 3/8"
40	39304	1	Cable Spacer
41	122402	1	Lift Cable Assembly w/Clamps and Thimbles 2 27901 Cable Thimbles 2 27900 Cable Clamp, 'U' Bolt Type
42	**128437	1	Jack Assembly (includes Ref. Nos. 44 to 51)
42A	***152943	1	Jack Assembly (includes Ref. Nos. 47, 49 and 53 to 58)
43	* 11487	1	Jack Retaining Ring or 1-88395 Roll Pin 5/16" x 3"
44	**127428	1	Bracket 1 87845 Bolt Hex. Hd. 1/4" x 2 1/2" 1 84060 Lock Nut 1/4"
45	**128839	1	Jack Spring Clip
	***158358	1	1 84467 Slotted Pan Hd. Screw 1/4" x 1/2" 1 80682 Lockwasher 1/4" 1 84942 Nut 1/4"
46	**122480	1	Jack Tube Weld Assembly
47	50600	1	Nylon Washer 7/8" I.D. x 1 1/2" O.D.
48	**122483	1	Jack Weld Assembly 1 87414 Grease Fitting 1/4"
49	128375	1	Jack Pin 1 87455 Roll Pin 1/8" x 1"
50	26538	1	Spring 1 7/16" Free Length
51	** 66314	1	Jack Screw Weld Assembly 1 87381 Plain Washer 3/4" 1 87398 Cotter Pin 3/16" x 1 1/4"
52	** 48918	1	Crank Weld Assembly 1 88436 Bolt Hex. Hd. 3/8" x 2" 2 87016 Plain Washer 3/8" 1 84040 Lock Nut 3/8"
53	***129344	1	Knob
54	***129345	1	Retaining Ring
55	***152933	1	Crank Weld Assembly 1 84923 Spring Pin 3/16" x 1 1/4"

MODEL 717 BASE UNIT
MAIN FRAME, TONGUE AND WHEEL GROUP

<u>Ref. No.</u>	<u>Part No.</u>	<u>No. used</u>	<u>Description</u>
56	***152939	1	Jack Weld Assembly 1 80714 Grease Fitting 1/4"
57	***128542	1	Collar - 1 87948 Sellock Spring Pin 5/16" x 2 1/2"
58	152940	1	Inner Jack Tube Assembly 1 84843 Washer 3/4" 1 84923 Spring Pin 3/16" x 1 1/4"
59	## 134837 ### 532917	2 2	Hitch Hitch 2 88264 Bolt Hex. Hd. 5/8" x 6" 2 84057 Lockwasher 5/8" 2 84947 Nut 5/8"
60	42365	1	Hydraulic Hose Clamp 1 84823 Bolt, Rnd. Hd. Sht. Sq. neck 3/8" x 1 1/2" 1 80840 Wing Nut 3/8"
61	## 36464 ### 532626	2 2	Hitch Spacer 3 5/16" Long Hitch Spacer
62	# 159802	1	L.H. Grease Line (Approx. 7" long) 1 80714 Grease Fitting 1/4"
63	# 159801	1	L.H. Grease Line (Approx 12" long) 1 80714 Grease Fitting 1/4"
64	531129	1	Top Belt Guide (see note 3) - 1 84825 Bolt Rnd. Hd. sht. sq. neck 3/8" x 2 1/4" 1 80681 Washer 5/16" 1 84943 Nut 5/16"
65	531126	1	Bottom Belt Guide (see note 3) 1 87412 Bolt Rnd. Hd. sht. sq. neck 1/2" x 1 1/4" 1 80679 Washer 1/2" 1 84946 Nut 1/2"

* The method of retaining the Jack to the Tongue was changed. Use retaining ring or roll pin as required.

** Used on and below Serial Number 1025

*** Used on and above Serial Number 1026

**** Used on and below Serial Number 1299

***** Used on and above Serial Number 1300

‡ Used on and below Serial Number 2400

Used on and above Serial Number 2401

Used on and below Serial Number 4324

Used on and above Serial Number 4325

NOTES

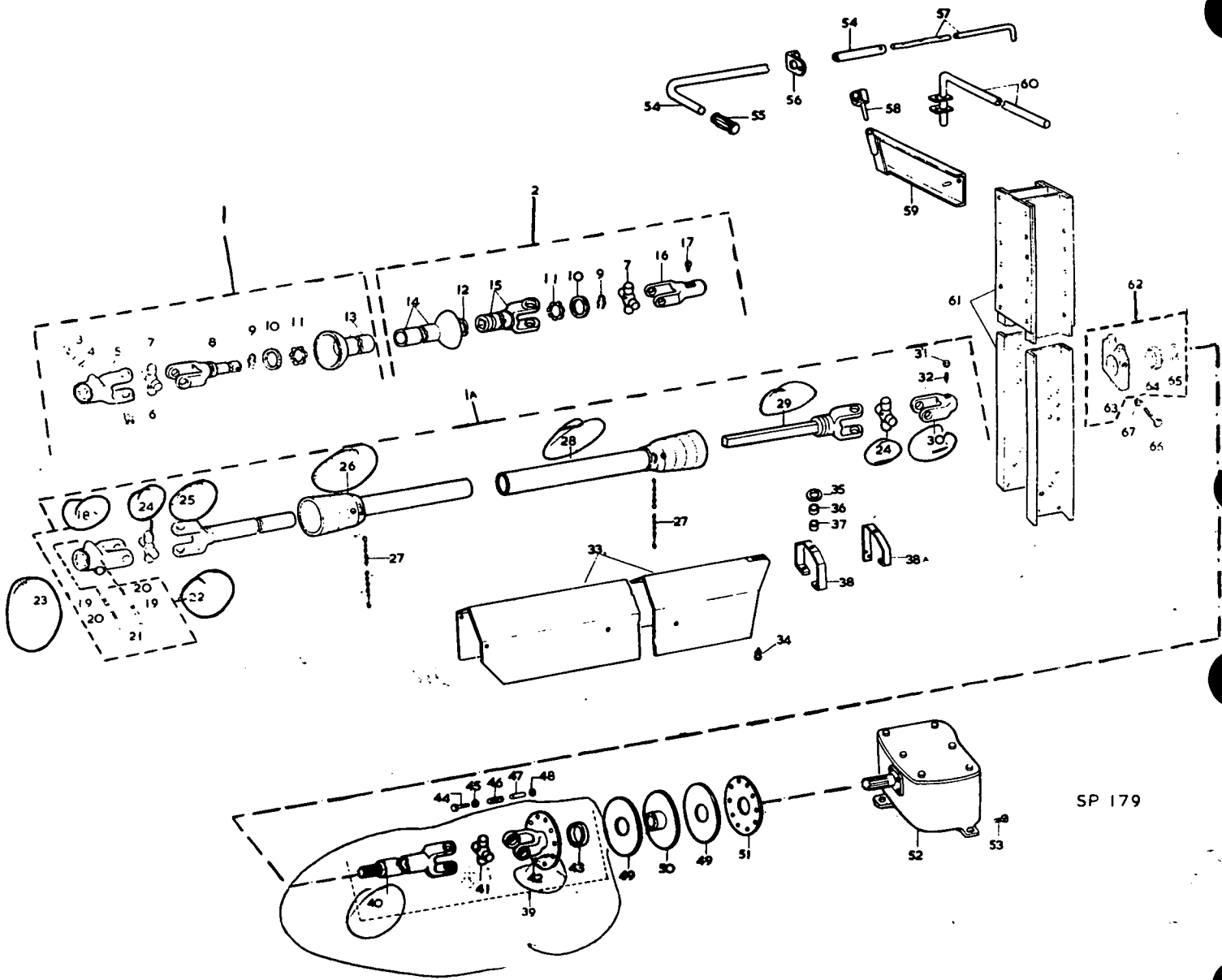
Note 1: When ordering for machines from Serial Number 1300 up to and including Serial Number 4324, the following parts must also be ordered:-

<u>Quantity</u>	<u>Part No.</u>	<u>Description</u>
8	532131	Spacer (used on cutterhead)
8	88547	Bolt (used on cutterhead)
1	532865	Spacer (used with lift cable idler)
1	532866	Pin Weld Assembly (used on tongue)
1	87398	Cotter Pin (used with lift cable idler)

Note 2: If a hydraulic hitch which has a horizontal type hitch mounting is used, (i.e. ref. 18 or 18A on page 92), then the old hitch assy may still fit on the new main frame provided ref. 18B, 19 and 20 are used in place of ref. 18 or 18A.

Note 3: Used on models with triple belt drive.

MODEL 717 BASE UNIT
P.T.O. GROUP (540 RPM)
(For 1000 RPM PTO , see pages 8A & 8B)



SP 179

Ref. No.	Part No.	No. used	Description
1	*126942	1	P.T.O. Front Assembly
1A	**152385	1	P.T.O. Assembly (includes ref. 18 to 32)
2	*126943	1	P.T.O. Rear Assembly
3	* 40314	1	Quick Detachable Yoke Pin
4	* 26981	1	Quick Detachable Yoke Spring
5	* 34777	1	Quick Detachable Yoke
6	* 40305	1	'X' Washer
7	* 29214	2	Bearing and Spider Assembly
			2 80711 Grease Fitting 1/8"
7A	*129776	A/R	Bearing and Spider Service Kit (Not shown)
8	* 49693	1	Yoke and Shaft Weld Assembly
9	* 56760	2	Snap Ring
10	* 56801	2	Thrust Washer

MODEL 717 BASE UNIT

P. T. O. GROUP

Ref. No.	Part No.	No. Used	Description
11	* 47941	2	Shield Bushing
12	* 56800	1	Shield Support Bearing
13	* 49694	1	Bell and Outer Shield Assembly
14	* 49696	1	Bell and Inner Shield Assembly
15	* 49695	1	Yoke and Tube Weld Assembly 1 87414 Grease Fitting 1/4"
16	* 29212	1	Rear Yoke
17	* 37251	1	Set Screw 1 87309 Hex. Jam Nut 1/2"
18	**152194	1	Yoke
19			Use Reference 22
20			Use Reference 22
21			Use Reference 22
22	**158313	2	Pin, Spring and Tension Pin Assembly (includes Reference Numbers 19, 20 and 21)
23	**152252	1	End Yoke Assembly (includes Reference Nos. 18 to 21)
24	** 51647	2	Bearing and Spider Assembly (Circlips included)
25	**152787	1	Tubular Shaft Assembly
26	**531549	1	Inner Half Guard Assembly
27	**158171	2	Anchor Chain
28	**531550	1	Outer Half Guard Assembly
29	**152792	1	Yoke Shaft Assembly
30	** 51660	1	End Yoke
31	** 84938	1	Nut 1/2" N.F.
32	** 51697	1	Set Screw Socket Head
33	***122260	1	P.T.O. Shield Weld Assembly 2 88206 Bolt Hex. Hd. 3/8" x 1" 2 80680 Lockwasher 3/8"
	****152454	1	Shield Weld Assembly 2 88434 Bolt Hex. Hd. 3/8" x 3/4" 3 80680 Lockwasher 3/8" 1 84944 Nut 3/8" 1 87016 Plain Washer 3/8"
34	****158054	1	Bolt Assembly, which includes 1 80680 Lockwasher 3/8" 1 84944 Nut 3/8" 2 29962 Plain Washer 3/8" 1 88436 Bolt Hex. Hd. 3/8" x 2" 1 158235 Spacer
35	27357	1	Washer 13/32" I.D. x 1 1/16" O.D. x 0.065"
36	29562	1	Spacer 5/8" O.D. x 1/4" long
37	37836	1	Spacer 5/8" O.D. x 15/16" long
38	***122477	1	Shield Support -2 84890 Bolt Round Hd. Sht. Sq. Nk. 7/16" x 1" 2 81547 Lockwasher 7/16" 2 84945 Nut 7/16" 1 87936 Bolt Hex. Hd. 3/8" x 2 1/2" 1 87016 Plain Washer 3/8"
38A	****158023	1	Support Weld Assembly 2 88044 Bolt Hex. Hd. 3/8" x 1 1/2" 1 87237 Bolt Rnd. Hd. Sq. Nk. 3/8" x 1" 3 80680 Lockwasher 3/8" 3 87016 Plain Washer 3/8" 3 84944 Hex. Nut 3/8"
39	*122584	1	P.T.O. Drive Shaft & Yoke Assembly (includes Ref. nos. 40 to 43)
	**152727	1	P.T.O. Drive Shaft & Yoke Assembly (includes ref. nos. 40 to 43)
40	*122442	1	Shaft Tube & Yoke Weld Assembly
	**152728	1	Shaft Tube & Yoke Weld Assembly
41	*126761	1	Bearing and Spider Assembly 1 80714 Grease Fitting
	**152730	1	Bearing and Spider Assembly

MODEL 717 BASE UNIT

P.T.O. GROUP

Ref. No.	Part No.	No. Used	Description
42	*122444	1	Yoke and Clutch Plate Weld Assembly with Bushing
	**152729	1	Yoke and Clutch Plate Weld Assembly with Bushing
43	126760	1	Bushing for 122444 or 152729
44	61302	10	Bolt Hex. 3/8" x 3 3/4"
45	34187	10	Plain Washer 13/32" I.D. x 1" O.D.
46	126758	10	Clutch Spring 2 1/8" Free length
47	131491	10	Clutch Spring Spacer 2 7/8" long
48	36823	A/R	Shim 17/32" I.D. x 1 1/4" O.D. x .015"
49	122718	2	Friction Disc
50	122447	1	Clutch Disc Weld Assembly
51	122443	1	Clutch Plate
52	12600(540rpm)	1	P.T.O. Gearbox Assembly (See page Number 9)
	→ 131482(1000rpm)	1	3 88551 Bolt Hex. Hd. 1/2" x 1 3/4"
			3 87364 Plain Washer 1/2"
			3 80679 Lockwasher 1/2"
			3 84946 Hex. Nut 1/2"
53	84861	2	Set Screw, Sq. Hd. Cup Pt. 3/8" x 2 3/4"
			2 84969 Hex. Jam Nut 3/8"
54	122532	1	Shifter Rod
			1 37851 Hairpin Cotter
55	126697	1	Shifter Rod Grip
56	122530	1	Shift Lever Bracket
			1 88206 Bolt Hex. Hd. 3/8" x 1"
			1 80680 Lockwasher 3/8"
			1 84944 Nut 3/8"
57	25747	1	Shifter Adjustment Rod
			1 80753 Cotter Pin 1/4" x 1 1/2"
58	136180	1	Pivot Sleeve Weld Assembly
			1 80756 Cotter Pin 1/8" x 3/4"
			1 87364 Plain Washer 1/2"
59	131348	1	Pivot Support Arm Weld Assembly
			2 88011 Bolt Hex. Hd. 3/8" x 1 1/4"
			2 87016 Plain Washer 3/8"
			2 80680 Lockwasher 3/8"
			2 84944 Nut 3/8"
60	132184	1	Shifter Lever Weld Assembly
			1 88117 Bolt Hex. Hd. 3/8" x 1 3/4"
			1 84040 Locknut 3/8"
61	→ 122321	1	Support Weld Assembly
			3 88576 Bolt Hex. Hd. 1/2" x 5 1/2"
			3 80679 Lockwasher 1/2"
			3 84946 Nut 1/2"
62	*131694	1	Bearing Assembly (includes Ref. Nos. 63 to 65)
	** 34373	1	Bearing Assembly (includes Ref. Nos. 63 to 65)
63			Use Reference 62
64	47192	1	Ball Bearing
65	‡ 29852	1	Retaining Ring
	*****131692	1	Retaining Ring
66	88523	1	Bolt Hex. Hd. 5/8" x 5 1/2"
			1 84910 Locknut 5/8"
67	13400	2	Washer 1 1/2" O.D. x 1/4" Thick

* Used on and below Serial Number 1025

** Used on and above Serial Number 1026

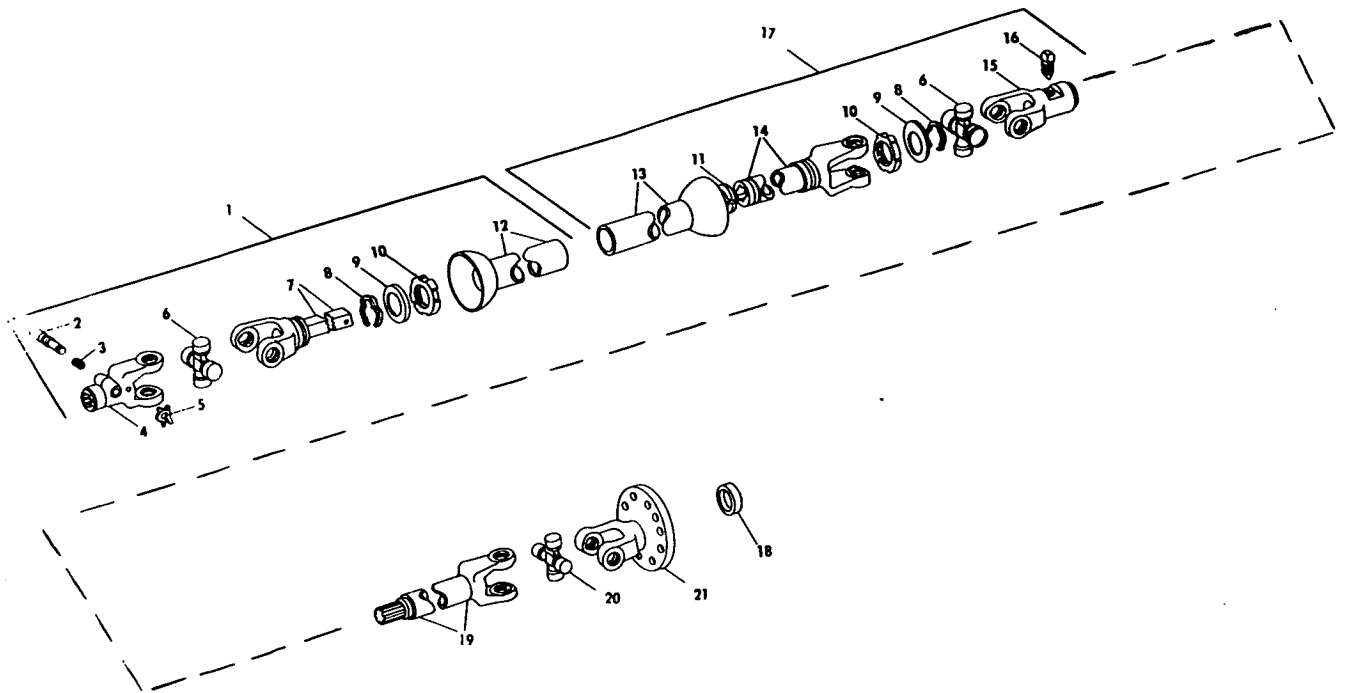
*** Used on and below Serial Number 1092

**** Used on and above Serial Number 1093

***** Used on and below Serial Number 1299

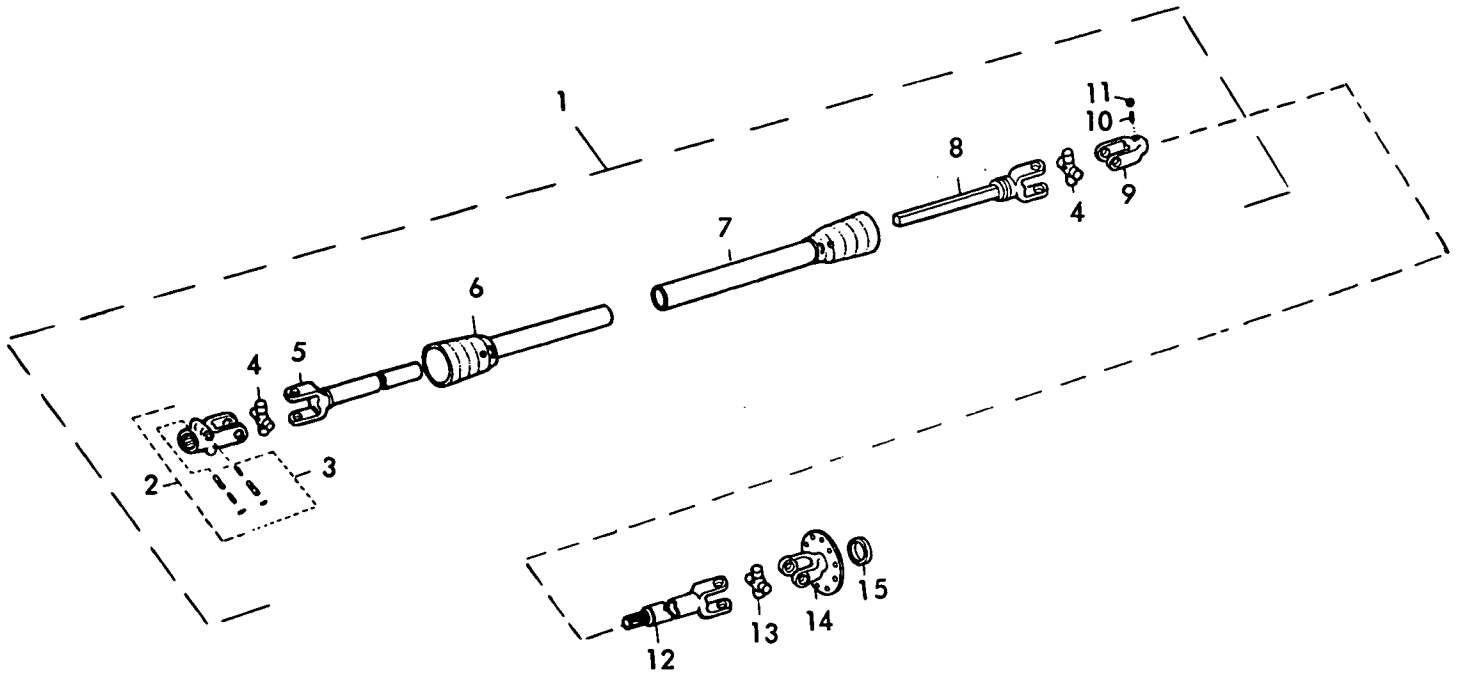
‡ Used on and above Serial Number 1300

MODEL 717 BASE UNIT
1000 RPM P.T.O. (used below serial no. 6265)



<u>Ref. No.</u>	<u>Part No.</u>	<u>No. Used</u>	<u>Description</u>
1	131517	1	Front PTO Assembly
2	131521	1	Quick detachable Yoke Pin
3	26981	1	Quick detachable Yoke Spring
4	131520	1	Quick detachable Yoke
5	40305	1	'X' Washer
6	29214	2	Bearing and Spider Assembly 2 80711 Grease Fitting
7	131516	1	Yoke and Tube W.A. 1 80714 Grease Fitting
8	56760	2	Snap Ring
9	56801	2	Thrust Washer
10	47941	2	Shield Bushing
11	56800	1	Shield Support Bearing
12	131518	1	Guard
13	131515	1	Guard
14	131519	1	Yoke & Shaft W.A.
15	29212	1	Rear Yoke
16	37251	1	Set Screw 1 87309 Nut 1/2"
17	131514	1	Rear PTO Assembly
18	126760	1	Bushing for 122444
19	131490	1	Rear Drive Shaft
20	126761	1	Bearing & Spider Assembly 1 80714 Grease Fitting
21	122444	1	Yoke & Clutch Plate W.A. (includes item 18)

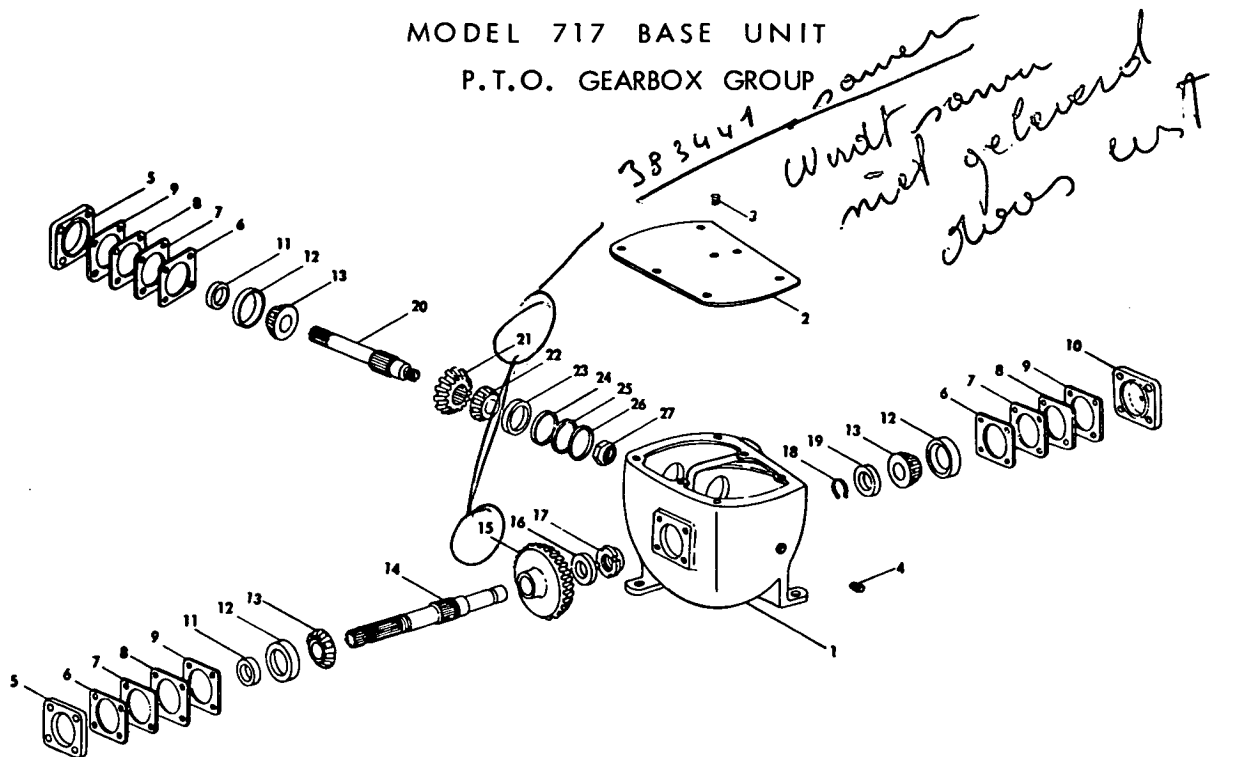
MODEL 717 BASE UNIT
1000 RPM P.T.O. (on and above serial no. 6265)



<u>Ref. No.</u>	<u>Part No.</u>	<u>No. Used</u>	<u>Description</u>
1	534026	1	P.T.O. Assembly Front (includes items 2 - 11)
2	534419	1	Front Yoke Assembly (includes item 3)
3	158313	2	Pin and Spring Kit
4	51647	2	Bearing and Spider Assembly
5	534420	1	Yoke and Tube W.A.
6	534421	1	Front inner half guard
7	534422	1	Rear outer half guard
8	534423	1	Yoke and Shaft Assembly
9	51660	1	Rear Yoke
10	51697	1	Set Screw 1/2"
11	84938	1	Nut 1/2"
12	534426	1	Rear Drive Shaft
13	534427	1	Bearing and Spider Assembly 1 534428 Lubricator
14	152729	1	Yoke and Clutch Plate W.A. (includes item 15)
15	126760	1	Bushing

MODEL 717 BASE UNIT

P.T.O. GEARBOX GROUP



Ref. No.	Part No.	No. Used	Description
-	126006	1	Gearbox Assembly (includes Ref. Nos. 1 to 27) (for 540 RPM)
-	131482	1	Gearbox Assembly (includes Ref. Nos. 1 to 27) (for 1000 RPM)
1	122264	1 X	Gearbox Housing
2	122281	1	Gearbox Housing Cover
			6 88434 Cap Screw 3/8" x 3/4"
			6 80680 Lockwasher 3/8"
3	39853	1	Air Vent
4	80815	1	Pipe Plug, Square Head 3/4"
5	122268	2	Retainer
			8 88206 Cap Screw 3/8" x 1"
			8 80680 Lockwasher 3/8"
6	122274	A/R	Steel Shim, .003"
7	122275	A/R	Steel Shim, .005"
8	122276	A/R	Steel Shim, .007"
9	122277	A/R	Steel Shim, .020"
10	126005	1	Input Shaft Cap
			4 88206 Cap Screw 3/8" x 1"
			4 80680 Lockwasher 3/8"
11	28246	2	Oil Seal
12	48976	3	Tapered Roller Bearing Cup
13	48977	3	Tapered Roller Bearing Cone
14	122270	1	Input Shaft
15	126004	1	Bevel Gear, 36T (For 540 RPM)
	131481 -	1	Bevel Gear, 30T (For 1000 RPM)
16	126002	1	Hardened Washer, 1 3/4" I.D. x 2 1/4" O.D. x 3/16" Thick
17	126003	1	Stake Nut
18	46810	1	Bevel Gear Retaining Ring
19	122280	1	Washer 1 3/8" I.D. x 1/4" Thick
20	122266	1	Output Shaft

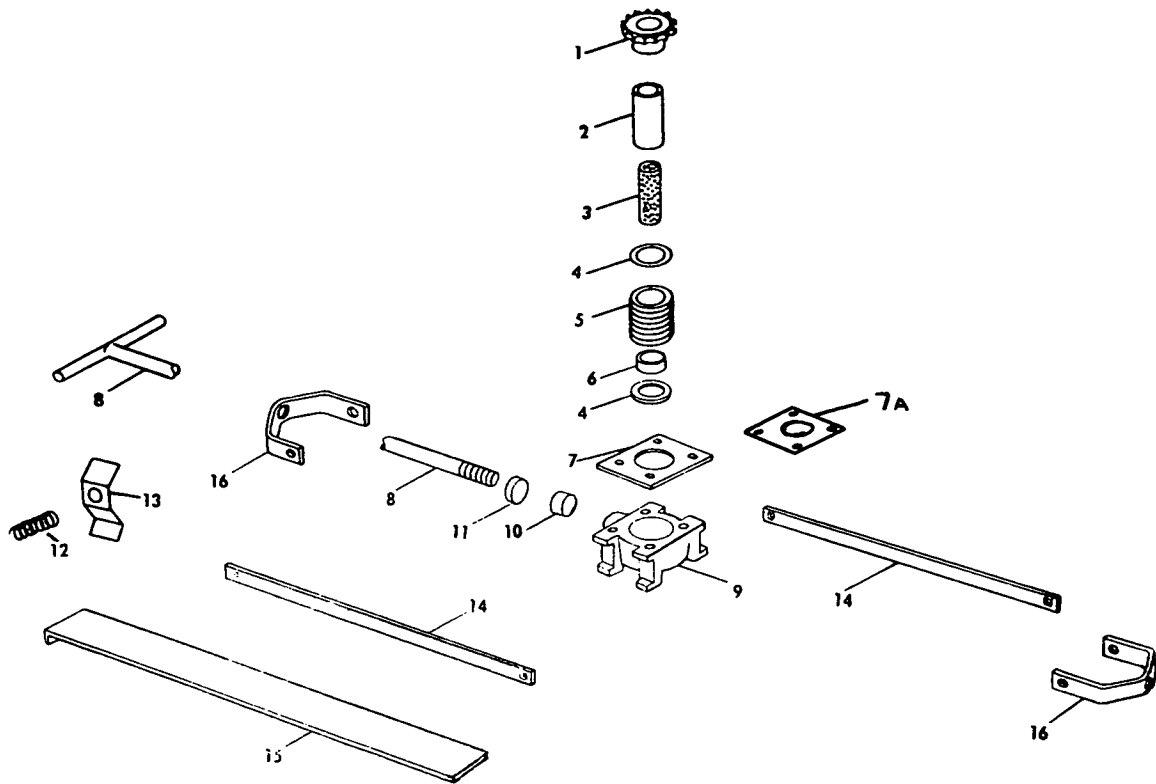
MODEL 717 BASE UNIT

P.T.O. GEARBOX GROUP

<u>Ref. No.</u>	<u>Part No.</u>	<u>No. Used</u>	<u>Description</u>
21	122265	1	Bevel Pinion 20T (For 540 RPM)
	131480	1	Bevel Pinion 31T (For 1000 RPM)
22	36726	1	Tapered Roller Bearing Cone
23	36723	1	Tapered Roller Bearing Cone
24	122271	A/R	Steel Shim .003"
25	122272	A/R	Steel Shim .005"
26	122273	A/R	Steel Shim .007"
27	122278	1	Special Hex. Nut

A/R - As Required

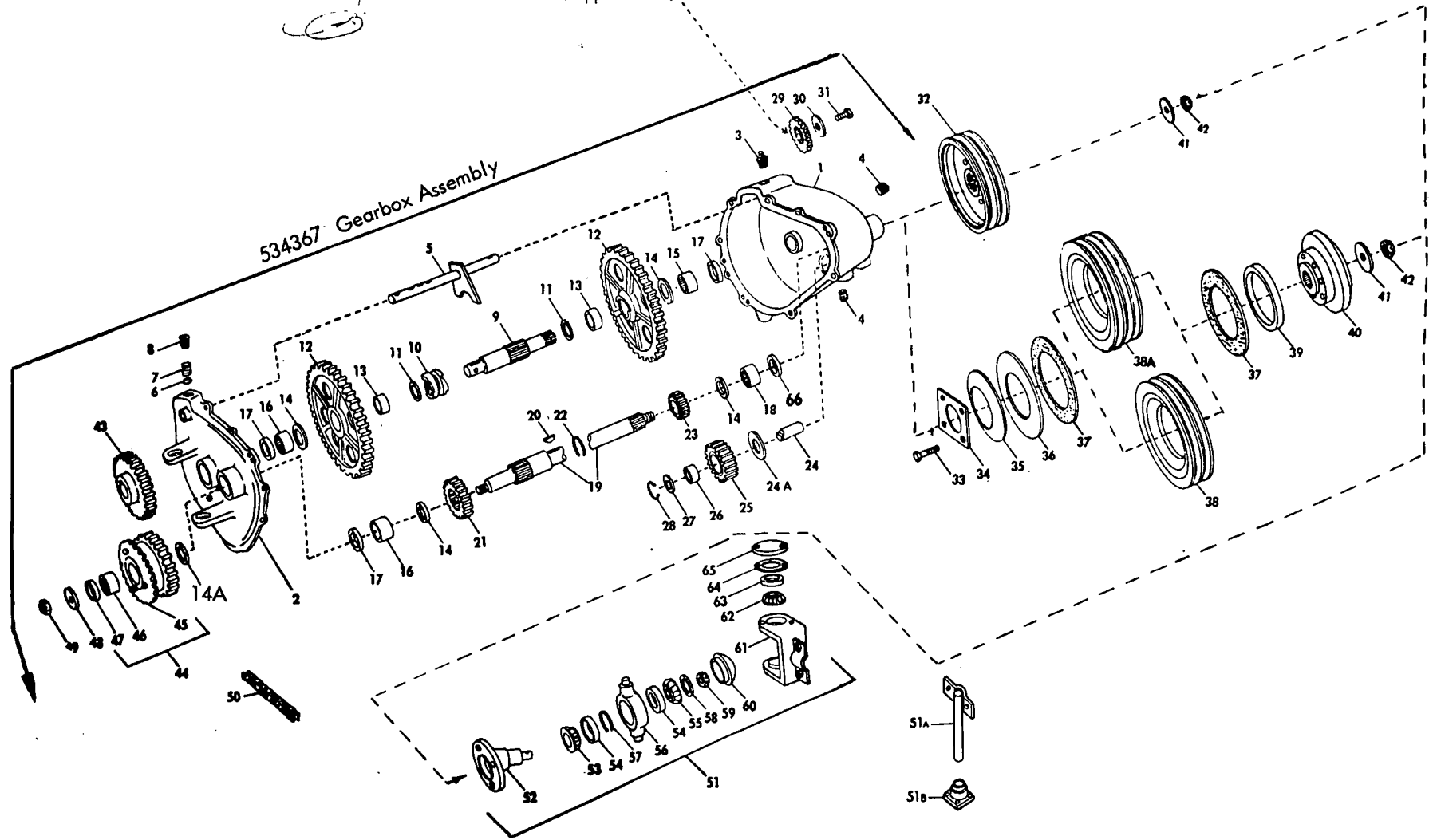
MODEL 717 BASE UNIT
KNIFE SHARPENER GROUP



<u>Ref. No.</u>	<u>Part No.</u>	<u>No. Used</u>	<u>Description</u>
1	35664	1	Stone Holder Cap
2	46442	1	Spacer
3	35666	1	Stone
4	67036	2	'O' Ring
5	66844	1	Stone Holder
6	46443	1	Spacer
7	67030	1	Carrier Support
			4 88573 Cap Screw $\frac{1}{4}$ " x $\frac{3}{4}$ "
			4 80682 Lockwasher $\frac{1}{4}$ "
			4 87361 Plain Washer $\frac{1}{4}$ "
7A	35675	A/R	Shim, .007"
8	122604	1	Handle Weld Assembly
9	67032	1	Carrier
10	43485	1	Plug
11	12621	1	Retainer
12	35674	1	Spring
13	35673	1	Kicker
			1 88146 Cap Screw $\frac{1}{4}$ " x 1"
			1 87361 Plain Washer $\frac{1}{4}$ "
			1 84060 Locknut $\frac{1}{4}$ "
14	122515	2	Sharpener Rail
			4 84751 Plough Bolt $\frac{7}{16}$ " x 1"
			4 81547 Lockwasher $\frac{7}{16}$ "
			4 84945 Nut $\frac{7}{16}$ "
15	122522	1	Shield
16	122524	2	Bracket
			4 84751 Plough Bolt $\frac{7}{16}$ " x 1"
			4 81547 Lockwasher $\frac{7}{16}$ "
			4 84945 Nut $\frac{7}{16}$ "

MODEL 717 BASE UNIT REVERSING GEARBOX AND CLUTCH GROUP

See Ref. 31 on Page 16 for additional
Change Sprockets that can be used in
this application.



MODEL 717 BASE UNIT
REVERSING GEARBOX AND CLUTCH GROUP

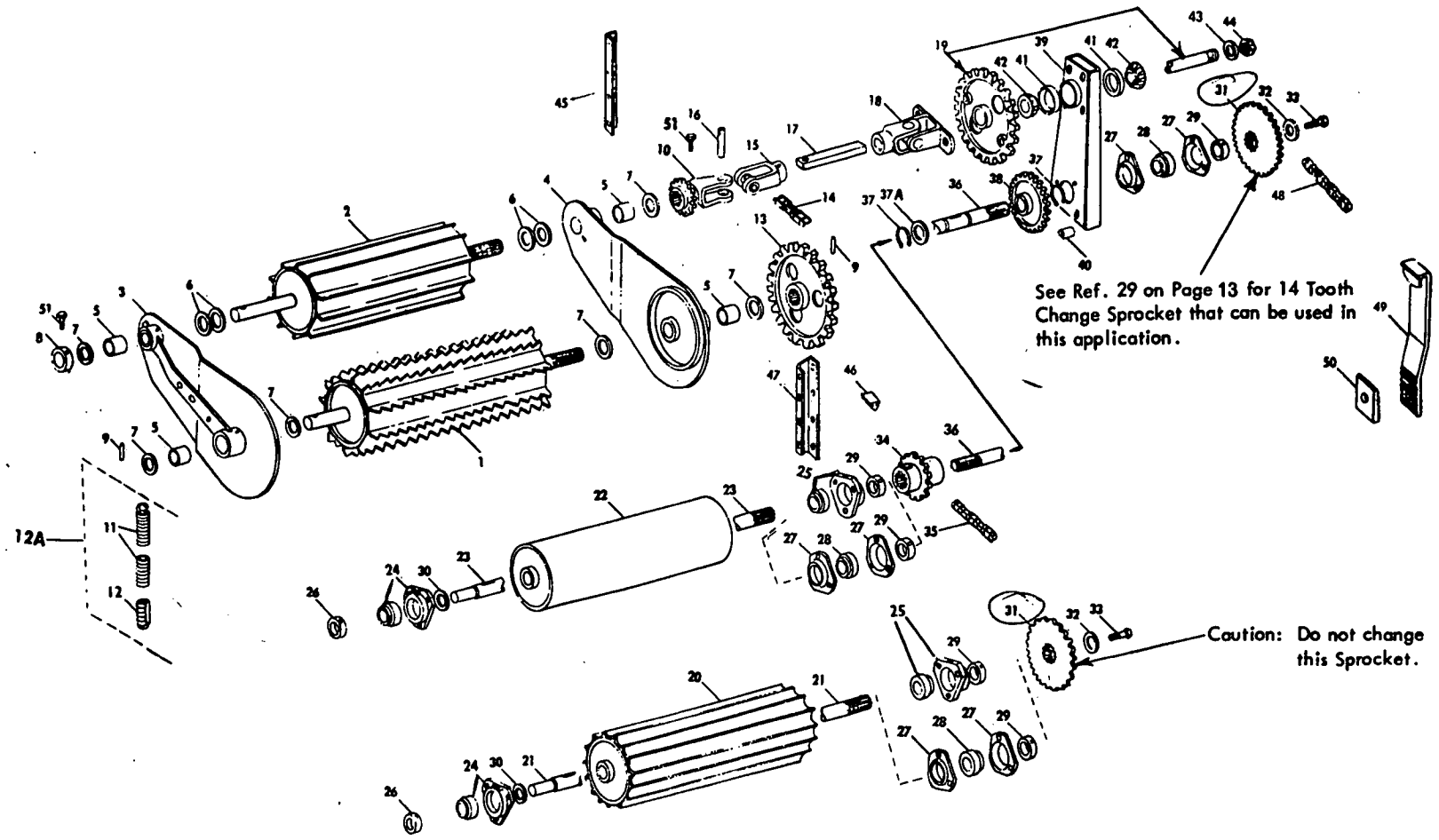
Ref. No.	Part No.	No. Used	Description
-	534367	1	Reversing Gearbox Assembly (includes Ref. 1 to 28, 43 to 49 & 66) 1 87689 Cap Screw $\frac{1}{2}$ " x $1\frac{1}{2}$ " --Replaces 159806 3 88553 Cap Screw $\frac{1}{2}$ " x 6 A/R 87364 Plain Washer $\frac{1}{2}$ " 4 80679 Lockwasher $\frac{1}{2}$ "
1	122412	1	Reversing Gearbox Housing
2	122413	1	Gearbox Housing Cover 1 80710 Grease Fitting $\frac{1}{8}$ " Pipe Thread 2 87238 Dowel Pin, $\frac{5}{16}$ " x $\frac{3}{4}$ " 9 88011 Cap Screw $\frac{3}{8}$ " x $1\frac{1}{4}$ " 9 80680 Lockwasher $\frac{3}{8}$ "
3	39818	1	Pipe Plug Assembly with Air Vent 1 39853 Air Vent
4	80775	2	Pipe Plug, Square Head $\frac{1}{4}$ "
5	122421	1	Shifter Fork Weld Assembly
6	110680	1	Shifter Shaft Ball, $\frac{1}{2}$ " diameter
7	110660	1	Spring, $\frac{7}{8}$ " Free length
8	61269	1	Cap Screw, $\frac{9}{16}$ " x $1\frac{1}{4}$ " (N.F.) 1 87310 Hex. Jam Nut, $\frac{9}{16}$ "
9	122417	1	Output Shaft
10	67521	1	Clutch, Splined
11	48360	2	Hardened Washer, $1\frac{1}{4}$ " I.D. x $1\frac{9}{16}$ " O.D. x .060"
12	122429	2	Gear and Bushing Assembly, 53T
13	44776	2	Bushing for 122429
14	36277	A/R	Thrust Washer, $1\frac{1}{2}$ " I.D. x $2\frac{1}{4}$ " O.D. x .060"
14A	136759	1	Thrust Washer (Fibre) $1\frac{1}{4}$ " I.D. x $2\frac{5}{8}$ " O.D. x .060"
15	122424	1	Needle Bearing, $1\frac{5}{8}$ " O.D. x $\frac{3}{4}$ " long
16	36312	2	Needle Bearing, $1\frac{1}{2}$ " O.D. x 1" long
17	37857	3	Oil Seal
18	126987	1	Needle Bearing
19	179255	1	Input Shaft
20	217176	1	Special Key
21	122414	1	Gear, 21T, Splined
22	47204	1	Gear Retaining Ring
23	122415	1	Gear, 8T
24	122410	1	Idler Shaft
24A	27318	1	Washer $1\frac{1}{32}$ " I.D. x 2" O.D. x .060"
25	122430	1	Idler Gear and Bushing Assembly 21T
26	13364	1	Bushing for 122430
27	122409	1	Special Washer
28	25121	1	Retaining Ring
29	122418	1	Sprocket 14T, Tapered Bore RC 50 (Change Sprocket)
30	26312	1	Retaining Washer, $\frac{3}{16}$ " thick x $1\frac{1}{2}$ " O.D.
31	87670	1	Cap Screw $\frac{1}{2}$ " x $1\frac{1}{4}$ " 1 80679 Lockwasher $\frac{1}{2}$ "
32	143341	1	Double sheave (Standard speed drive)O.D.8.375" 212mms.
	534327	1	Double sheave (Reduced speed drive)O.D.10.87" 276mms.
33	61297	4	Cap Screw $\frac{7}{16}$ " x $1\frac{1}{2}$ " (N.F.) 4 80672 Lockwasher $\frac{7}{16}$ "
34	122438	1	Plate
35	122436	1	Spring Washer
36	122439	1	Clutch Plate
37	122445	2	Friction Disc
38	122435	1	Sheave and Bushing Assembly (Double Belt Drive)
38A	159723	1	Sheave and Bushing Assembly (Triple Belt Drive)
39	122516	1	Sheave Bushing for 122435 and 159723
40	122437	1	Clutch Housing
41	122432	1	Clutch Retaining Washer $1\frac{5}{8}$ " O.D.

MODEL 717 BASE UNIT
REVERSING GEARBOX AND CLUTCH GROUP

<u>Ref. No.</u>	<u>Part No.</u>	<u>No. Used</u>	<u>Description</u>
42	X 80686	1	Hex. Castle Nut 5/8" 1 80837 Groove Pin 3/16" x 7/8"
43	122411	1	Gear, 18T 1 127438 Woodruff Key, Special 1 80754 Cotter Pin 3/16" x 1 1/2"
44	122426	1	Gear and Sprocket Assembly (includes Ref. Nos. 45 to 47) 1 80713 Grease Fitting 1/4"
45	122428	1	Sprocket 20T for 122426 3 80526 Rivet, Round Hd. 3/8" x 2"
46	46889	2	Needle Bearing
47	36310	2	Grease Seal
48	128784	1	Washer 2 1/2" O.D.
49	87440	1	Hex. Slotted Nut 1/2" (N.F.) - 1 80755 Cotter Pin 1/8" x 1"
50	122907	1	Chain Assembly RC 60 - Used with all Attachments FURNISHED WITH BASE UNIT A/R 25808 Roller Link RC 60 A/R 25817 Offset Link RC 60 A/R 25812 Coupler Link RC 60
51	122600	1	Wobble Joint Assembly - Used with all Attachments except Models 727 and 728 Pickups - FURNISHED WITH BASE UNIT (includes Ref. Nos. 52 to 65) 4 87111 Cap Screw 1/2" x 1 1/2" 4 80679 Lockwasher 1/2"
51A	*158593	1	Shaft weld assembly. 2 88494 Hex. Hd. Bolt 5/8" x 1 3/4" 2 84057 Lockwasher 5/8"
51B	*128659	1	Flange and bearing Assembly 4 80680 Lock Washer 3/8" 4 84944 Nut 3/8" 4 88434 Bolt Hex. Hd. 3/8" x 3/4" 1 37851 Hairpin cotter (Thro' 158593)
52	132996	1	Wobble Shaft
53	48198	1	Tapered Roller Bearing Cone with Seal
54	36723	2	Tapered Roller Bearing Cup
55	36726	1	Tapered Roller Bearing Cone
56	121785	1	Housing Assembly with Ref. 57 Retaining Ring
57	121786	1	Retaining Ring
58	32362	1	Washer
59	84996	1	Slotted Hex. Nut 3/4" (N.F.) 1 80736 Cotter Pin 3/16" x 1 1/2"
60	56868	1	Hub Cap
61	122295	1	Yoke Weld Assembly
62	67372	2	Tapered Roller Bearing Cone with Seal
63	36725	2	Tapered Roller Bearing Cup
64	67375	A/R	Shim, .005" thick
	126105	A/R	Shim, .007" thick
	126106	A/R	Shim, .020" thick
65	130683	2	Bearing Cap 4 84870 Cap Screw 3/8" x 1 1/4" 4 80680 Lockwasher 3/8" 2 80718 Lub Fitting 1/4" N.F.
66	126986	1	Oil Seal

* Used on and above Serial Number 1765 when fitted with a 728 or 717-W pick up if machine was originally supplied with a 737 or 717-S sickle bar attachment.

MODEL 717 BASE UNIT
FEED ROLL GROUP



MODEL 717 BASE UNIT

FEED ROLL GROUP

Ref. No.	Part No.	No. Used	Description
1	132897	1	Front feed Roll Weld Assembly, Upper
2	132896	1	Rear Feed Roll Weld Assembly, Upper
3	122467	1	Side Plate Weld Assembly, Right with Bushing 2 80714 Grease Fitting 1/4"
4	122460	1	Side Plate Weld Assembly, Left, with Bushings 2 80714 Grease Fitting 1/4"
5	00131	8	Side Plate Bushing
6	46035	4	Washer, 1 9/64" I.D. x 2 3/8" O.D. x .105" thick
7	36622	A/R	Space Washer 1 5/32" I.D. x 1 3/4" O.D. x .060" thick
7A	00672	A/R	Space Washer 1 9/64" I.D. x 1 5/8" O.D. x 1/32" thick
8	122476	1	Collar, 1 1/8" I.D. x 1 3/4" O.D.
9	87718	2	Roll Pin 1/2" x 2"
10	132898	1	Sprocket and Yoke - 1 88412 Cap Screw 3/8" x 2 1/4" 1 84040 Nut 3/8"
11		1	Spring (only supplied as item 12A)
12		1	Spring Nut (only supplied as item 12A)
12A	152453	4	Spring and Nut Assembly 2 88011 Cap Screw 3/8" x 1 1/4" 2 88548 Cap Screw 3/8" x 4 1/2" 2 84040 Locknut 3/8"
13	122459	1	Front Roll Sprocket 13T
14	122469	1	Chain Assembly CA 550 A/R 43278 Roller Link CA 550 1 40241 Connector Link CA 550 1 40242 Offset Link CA 550
15	122392	1	Yoke Weld Assembly (includes cross between arms) 1 88563 Cap Screw 5/16" x 2 1/4" 1 87382 Locknut 5/16"
16	122389	1	Yoke Pin 1 80777 Groove Pin 3/16" x 1 1/4"
17	122519	1	Shaft 1" x 1 1/8" x 6 1/8"
18	122390	1	Yoke Weld Assembly 2 80710 Fitting 1/8" P.T. 90°
19	128840	1	Gear and Shaft Weld Assembly, 25T 2 87670 Cap Screw 1/2" x 1 1/4" 2 80679 Lockwasher 1/2"
20	122378	1	Front Roll Weld Assembly, Lower
21	122510	1	Roll Shaft 1 84361 Woodruff Key 1/4" x 1 1/4"
22	122296	1	Smooth Roll Weld Assembly
23	122528	1	Smooth Roll Shaft 1 84241 Woodruff Key, 5/16" x 1 1/4"
24	169285	2	Bearing and Housing Assembly (Replaces Flangettes and Sealed Bearings) 6 80681 Lockwasher 5/16" 6 84943 Nut 5/16" 2 80721 Grease Fitting 45°, 1/4" A/R 61354 Washer
25	*169300	2	Bearing and Housing Assembly 3 80680 Lockwasher 3/8" 3 84944 Nut 3/8"
26	42567	2	Bearing Collar
27	43048	A/R	Bearing Flange 3 87686 Bolt, Rnd. Hd. St. Sq. Nk. 3/8" x 1" 3 80680 Lockwasher 3/8" 3 84944 Nut 3/8"

MODEL 717 BASE UNIT

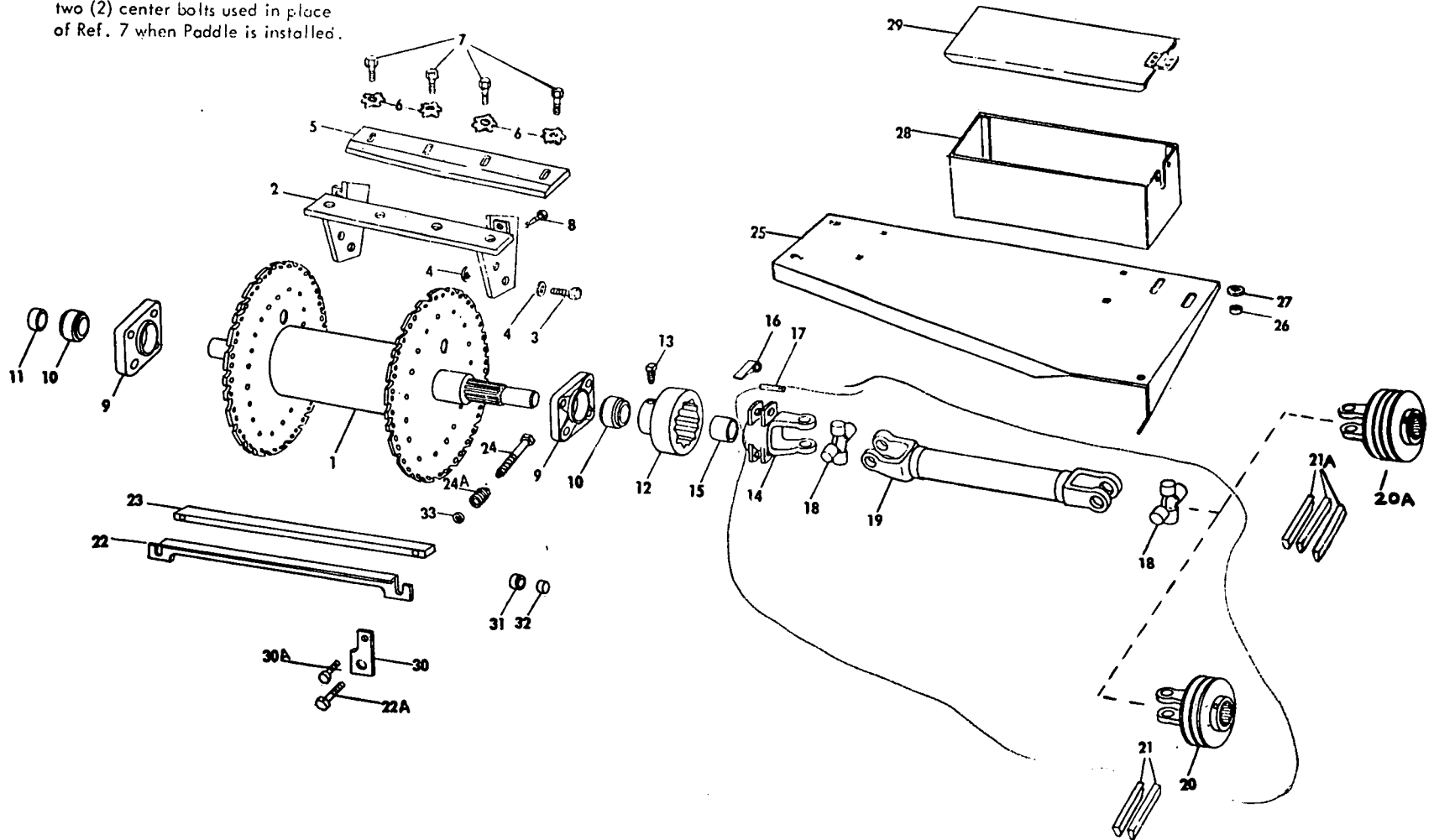
FEED ROLL GROUP

<u>Ref. No.</u>	<u>Part No.</u>	<u>No. Used</u>	<u>Description</u>
28	45882	A/R	Ball Bearing
29	45876	3	Bearing Collar
30	25523	A/R	Space Washer 29/32" I.D. x 1 1/2" O.D. x .065"
31	122290 -	2	Sprocket 30T, Tapered Bore, RC 50 (Change Sprocket)
	-122288 -	1	Sprocket 24T, Tapered Bore, RC 50 (Change Sprocket)
32	26312	2	Washer 17/32" I.D. x 1 1/2" O.D. x 3/16" thick
33	87909	2	Cap Screw 1/2" x 1"
			2 80679 Lockwasher 1/2"
34	122397	1	Sprocket Weld Assembly 14T RC 50
			1 87696 Set Screw, Cup Pt. 3/8" x 1 1/4"
			1 84969 Hex. Jam Nut 3/8"
35	36314	1	Lower Roll Drive Chain, RC 50, 44 Links
			A/R 25805 Roller Link, RC 50
			A/R 42472 Coupler Link RC 50
			A/R 25816 Offset Link RC 50
36	122420	1	Smooth Roll Drive Shaft
			1 87053 Woodruff Key 1/4" x 2 1/8"
37	58108	2	Gear Retaining Ring
37A	00672	A/R	Space Washer, 1 9/64" I.D. x 1 5/8" O.D. x 1/32"
38	122411	1	Gear 18T
			1 87053 Woodruff Key, 1/4" x 2 1/8"
39	122301	1	Support Weld Assembly
			1 80979 Set Screw, Sq. Hd. 5/16" x 1"
			1 84968 Hex. Jam Nut 5/16"
40	39365	6	Support Spacer, 5/8" O.D. x 1 1/8" long
			6 88436 Cap Screw 3/8" x 2"
			6 80680 Lockwasher 3/8"
			6 84944 Nut 3/8"
41	36725	2	Tapered Roller Bearing Cup
42	67372	2	Tapered Roller Bearing Cone with Seal
43	58792	1	Washer 25/32" I.D. x 1 1/8" O.D. x 1/8" thick
44	84996	1	Hex. Slotted Nut 3/4" (N.F.)
			1 80754 Cotter Pin, 3/16" x 1 1/2"
45	122529	2	Guide Angle, 10 3/4" long (Upper Rear Roll)
			8 87596 Bolt, Round Hd. Square Neck 3/8" x 3/4"
			4 88206 Cap Screw 3/8" x 1"
			4 87016 Plain Washer 3/8"
			12 80680 Lockwasher 3/8"
			12 84944 Nut 3/8"
46	138140	2	Bumper (Upper Front Roll)
47	122523	2	Brace (Upper Front Roll)
			16 87639 Bolt, Round, Head, St. Sq. Neck 5/16" x 3/4"
			16 87362 Plain Washer 5/16"
			16 80681 Lockwasher 5/16"
			16 84943 Nut 5/16"
48	122387	1	Chain RC 50 51 Links (To Reversing Gearbox)
			A/R 25805 Roller Link RC 50
			A/R 42472 Coupler Link RC 50
			A/R 25816 Offset Link RC 50
49	131354	1	Chain Guide Weld Assembly
			1 88556 Cap Screw 5/8" x 2 1/4"
			1 87365 Plain Washer 5/8"
			1 84057 Lockwasher 5/8"
			1 84947 Nut 5/8"
50	63752	1	Chain Guide Lock Plate
51	87404	2	Cap Screw 1/2" x 2"
			2 84060 Locknut 1/2"

*Used on and above Serial No. 2401

MODEL 717 BASE UNIT CUTTERHEAD GROUP

Refer to Page 88 for Optional
Cutterhead Paddle Kit and the
two (2) center bolts used in place
of Ref. 7 when Paddle is installed.



MODEL 717 BASE UNIT

CUTTERHEAD GROUP

Ref. No.	Part No.	No. Used	Description
1	122451	1	Cutterhead Shaft and Plate Weld Assembly
2	126224	6	Knife Support Weld Assembly
3	47557	36	Special Bolt 5/8" x 1 3/4" 36 84057 Lockwasher 5/8" 36 84947 Nut 5/8"
4	49637	72	Special Plain Washer Hardened
5	122456	6	Knife
6	35618	24	Cap Screw Lock
7	35116	24	Special Cap Screw
8	87323	12	Set Screw, Sq. Hd. Flat Pt. 1/2" x 2 1/4" 12 84970 Jam Nut 1/2"
9	122502	2	Bearing Housing 8 87409 Bolt Round Head, St. Sq. Nk. 1/2" x 1 1/2" 8 80679 Lockwasher 1/2" 8 84946 Nut 1/2"
10	49633	2	Ball Bearing
11	45631	1	Bearing Collar
12	122517	1	Overrunning Clutch
13	43080	3	Drilled Set Screw 1/2" x 1 1/4", Cone Point 3 84970 Hex. Jam Nut 1/2"
14	152731	1	Clutch Yoke Assembly with Ref. 15 Bushing 1 80718 Lub. Fitting 1/4"
	‡121969	1	Clutch Yoke Assembly with Ref. 15 Bushing 1 80718 Lub. Fitting 1/4"
15	46826	1	Clutch Yoke Bushing
16	46787	2	Clutch Dog
17	46789	2	Clutch Dog Pin 2 87734 Cotter Pin 1/8" x 2 3/4"
18	51326	2	Spider and Bearing Assembly
	‡47621	2	Spider and Bearing Assembly
19	152732	1	Drive Shaft
	‡121968	1	Drive Shaft
20	152733	1	Drive Yoke and Sheave W.A. (Double Belt Drive) 1 84141 Cotter Pin 5/16" x 2 1/2"
	‡121970	1	Drive Yoke and Sheave W.A. (Double Belt Drive) 1 84141 Cotter Pin 5/16" x 2 1/2"
20A	159721	1	Drive Yoke and Sheave W.A. O.D. 5 5/8" (143 mm.) (Triple Belt Drive, Standard speed drive) 1 84141 Cotter Pin 5/16" x 2 1/2"
	159719	1	Drive Yoke and Sheave W.A. O.D. 4 5/16" (110 mm.) (Triple Belt Drive, Reduced speed drive) See note 1 1 84141 Cotter Pin 5/16" x 2 1/2"
21	121961 (see note 2)	1	Matched Set of 2 'V' Belts 2 121960 Single 'V' Belt
	533165 (see note 2)	1	Matched Set of 2 'V' Belts
21A	530142	1	Matched Set of 3 'V' Belts (Standard speed drive) (Effective Length 74" 188 cms.)
	530143	1	Matched set of 3 'V' Belts (Reduced speed drive) See note 1 (Effective Length 72" 185 cms.)
22	131356	1	Smooth Roll Scraper
22A	131998	2	Drilled Cap Screw 1/2" x 1 1/4"
23	131355	1	Shear Bar 2 ****87579 Set Screw, Sq. Hd. 1/2" x 2 1/2" Flat Point 2 ****84970 Hex. Jam Nut 1/2" 2 **88478 Hex. Head Tap Bolt, 5/8" x 2 1/4" 2 **84971 Jam Nut, 5/8"
24	*** 88417	2	Cap Screw Special 1/2" x 4 1/4" 4 58102 Special Washer
	****131907	2	Cap Screw Special 1/2" x 3 3/4"
24A	****131867	2	Adjusting Nut

30.04.88

MODEL 717 BASE UNIT

CUTTERHEAD GROUP

<u>Ref. No.</u>	<u>Part No.</u>	<u>No. Used</u>	<u>Description</u>
25	*133056	1	Shield 2 87872 Cap Screw 5/16" x 3/4" 2 87362 Plain Washer 5/16" 2 80681 Lockwasher 5/16" 2 84943 Nut 5/16" 2 88436 Cap Screw 3/8" x 2" 2 80680 Lockwasher 3/8"
	***158336	1	Shield (Export Models only on Machines above Serial No.1093) 2 87149 Cap Screw 5/16" x 3/4" 2 87362 Washer 5/16" 2 80681 Lockwasher 5/16" 2 84943 Nut 5/16"
26	42610	2	Split Spacer 3/4" O.D. x 23/32" Long
27	36803	4	Washer, 13/32" I.D. x 2" O.D. x .135" thick
28	*** 56532	1	Tool Box Weld Assembly 4 87872 Cap Screw 5/16" x 3/4" 4 87362 Plain Washer 5/16" 4 80681 Lockwasher 5/16" 4 84943 Nut 5/16"
29	*** 56534	1	Tool Box Lid with Hinge
30	****131976	2	Plate
30A	****132416	2	Drilled Bolt 2 80680 Lockwasher 3/8"
31	**** 43485	2	Plug
32	**** 12621	2	Retainer 2 87670 Cap Screw 1/2" x 1 1/4" 2 84970 Jam Nut 1/2"
33	****132321	2	Spherical Washer

- * Used on and below Serial Number 1092
- ** Used on and above Serial Number 1093
- *** Used on and below Serial Number 1299
- **** Used on and above Serial Number 1300
- + These parts are only used on early American machines (on and below Serial Number 1025) and the spider and Bearing Assembly has inside fitting circlips, thus no circlip grooves appear in any of these yokes.

Note On reduced speed models only below serial No. 5970, if 717-S is to be attached, use pulley 159721 (instead of 159719) and triple belt set 530142 (instead of 530143).

Note 2: Double belt set 121961 is used for standard speed drive. (ie. pulley 143341-ref.32 on page 13, has O.D. 8.375" 212mms).

Double belt set 533165 is used for reduced speed drive. (ie. pulley 534327-ref.32 on page 13, has O.D. 10.87" 276mms.)

MODEL 717 BASE UNIT
SUMMARY OF BELT AND PULLEY OPTIONS

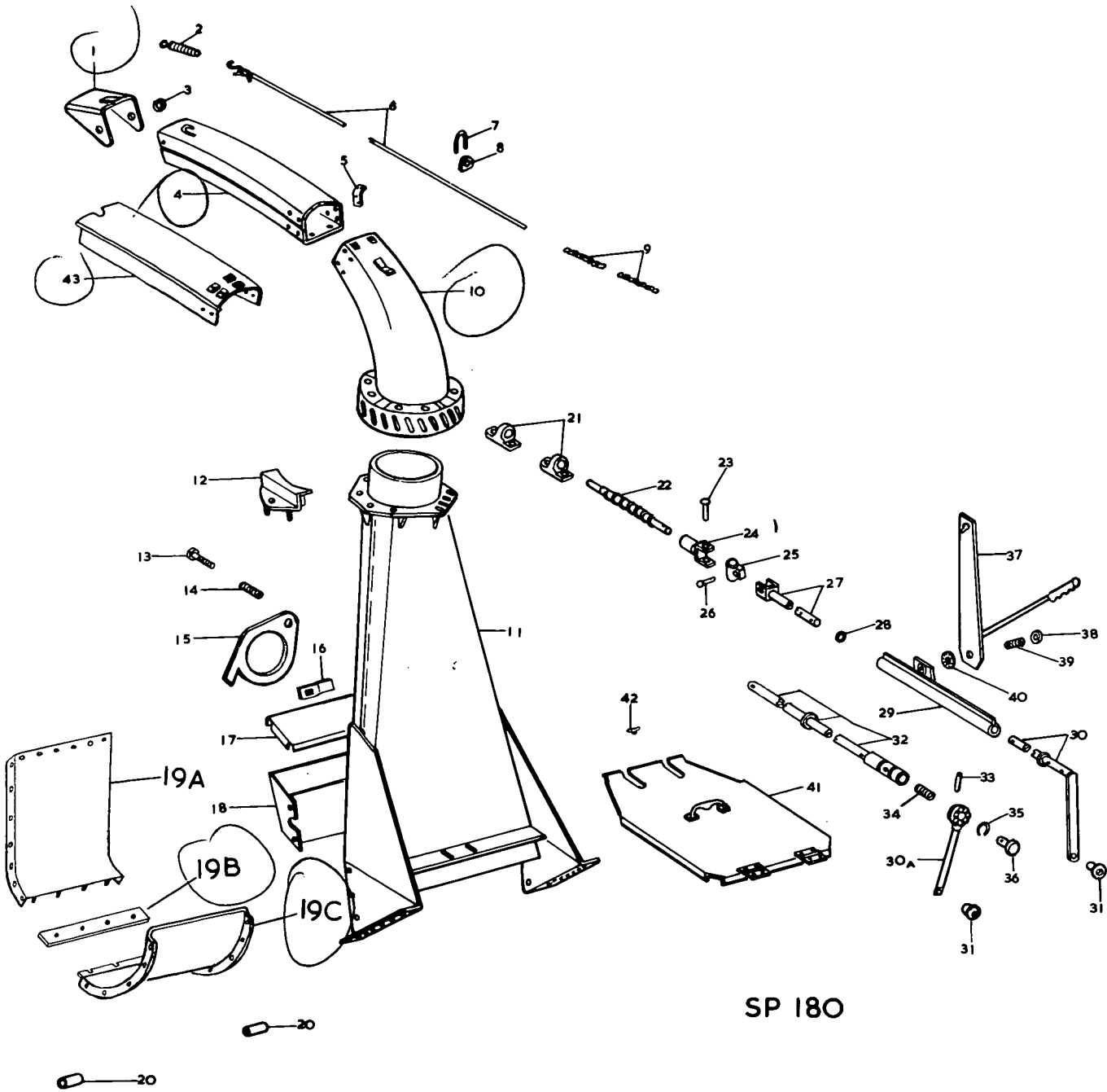
	DRIVE PULLEY (ref. 20 or 20A on page 18)	BELTS (ref. 21 or 21A page 18)	GEARBOX DRIVEN PULLEY (ref. 32, 38 or 38A on page 12)	STANDARD OR REDUCED SPEED DRIVE	SERIAL NUMBERS
1	121970 (Double Pulley)	121961 (Set of 2)	122435 (incorporated in slip clutch)	STANDARD	Used on and below Serial No. 1025
2	152733 (Double Pulley)	121961 (Set of 2)	122435 (incorporated in slip clutch)	STANDARD	Used on 1026 to 2773 incl.
3	159721 (Triple Pulley)	530142 (set of 3)	159723 (incorporated in slip clutch)	STANDARD	Used on 2774 to 3930 incl.
4	159719 (Triple Pulley)	530143 (Set of 3)	159723 (incorporated in slip clutch)	REDUCED	Used on 2548 to 5970 incl.
5	152733 (Double Pulley)	121961 (Set of 2)	143341 (Splined hub)	STANDARD	Used on and above 3931
6	152733 (Double Pulley)	533165 (Set of 2)	534327 (Splined hub)	REDUCED	Used on and above 5971

All machines are standard speed drive except:-

- a) Triple belt drive machines where the drive pulley has O.D. 4.5/16" (110 mm)
 - and b) Double belt drive machines with NO slip clutch on the reversing gearbox and driven pulley has O.D. 10.87" (276 mm)
- Both a) and b) are reduced speed drive.

Note: Reduced speed drive models are mainly used with 717 Row Crop attachments
e.g. 717-R, 717-N2.

MODEL 717 BASE UNIT
SPOUT AND CONTROL GROUP



MODEL 717 BASE UNIT
SPOUT AND CONTROL GROUP

Ref. No.	Part No.	No. Used	Description
1	52125	1	Control Section Weld Assembly
2	35544	1	Deflector Spring
3	47308	2	Spacer Bushing
4	64257	1	Second Spout Section Weld Assembly
			2 87101 Slotted Pan Head Screw 3/8" x 3/4"
			8 87596 Bolt, Round Head, Short Sq. Neck 3/8" x 3/4"
			4 87686 Bolt, Round Head, Short Sq. Neck 3/8" x 1"
			14 87016 Plain Washer 3/8"
			14 80680 Lockwasher 3/8"
			14 84040 Locknut 3/8"
5	127374	1	Guide Mounting Bracket
6	47763	1	Rope Assembly with 'S' Hook
			1 115680 'S' Hook
			1 27084 Pig Ring
7	28114	2	Rope Guide 'U' Bolt
			4 80684 Lockwasher 3/16"
			4 81560 Nut 3/16"
8	28110	2	Rope Guide
9	48454	1	Chain, Approximately 2 feet long
10	127375	1	First Spout Section Weld Assembly
			1 80714 Grease Fitting 1/4"
11	122486	1	Transition Weld Assembly
			12 88206 Hex. Hd. Bolt 3/8" x 1"
			12 87016 Plain Washer 3/8"
			12 80680 Lockwasher 3/8"
			12 84040 Locknut 3/8"
12	121435	3	Clamp Weld Assembly
			6 80680 Lockwasher 3/8"
			6 84944 Nut 3/8"
13	158598	1	Clevis Pin 3/8" x 1 1/32"
			1 87016 Plain Washer 3/8"
			1 80743 Cotter Pin 3/32" x 3/4"
14	32303	1	Spring 1 3/16" Free Length
15	25487	1	Cleaning Door
16	25460	1	Cleaning Door Clip
			1 84903 Bolt, Rnd. Hd. Sht. Sq. Neck 3/8" x 3/4"
			1 87016 Plain Washer 3/8"
			1 80680 Lockwasher 3/8"
			1 84944 Nut 3/8"
17	*158020	1	Tool Box Lid with Hinges
			4 84467 Slotted Pan Head Screw 1/4" x 1/2"
			2 42576 Speed Nut
18	*158017	1	Tool Box Weld Assembly
19			Note "one-piece" cutterheadband 126949 now replaced by 19A, 19B, 19C and 4 - 80681 and 4 - 84943.
19A	533013	1	Cutterhead Band Rear
			4 80681 Lockwasher 5/16"
			4 84943 Nut 5/16"
19B	533017	1	Strip

MODEL 717 BASE UNIT
SPOUT AND CONTROL GROUP

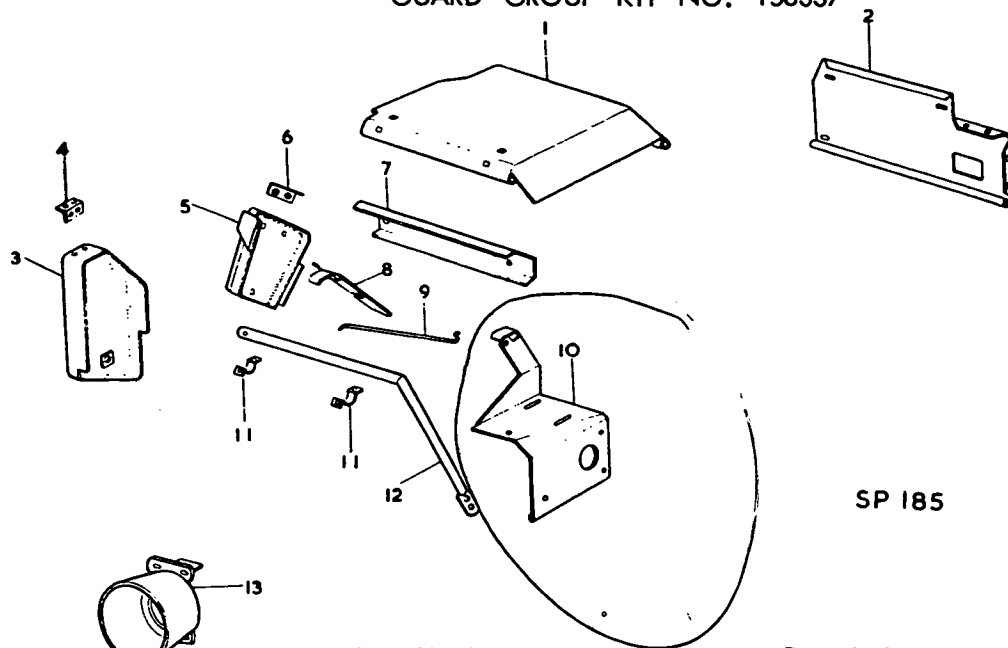
<u>Ref. No.</u>	<u>Part No.</u>	<u>No. Used</u>	<u>Description</u>
19C	533015	1	Cutterhead Band Front 8 532131 Spacer 5 87596 Bolt, Round Hd. Sht. Sq. Neck 3/8" x 3/4" 18 88206 Bolt Hex. Hd. 3/8" x 1" 41 87016 Plain Washer 3/8" 23 80680 Lockwasher 3/8" 23 84040 Locknut 3/8"
20	32318	2	Cutterhead Band Mounting Spacer 2 88444 Bolt Hex. Hd. 3/8" x 2 3/4" 4 87016 Plain Washer 3/8" 2 80680 Lockwasher 3/8" 2 84040 Locknut 3/8"
21	128952	2	Bearing 2 80714 Grease Fitting 1/4" 4 88206 Bolt Hex. Hd. 3/8" x 1" 4 87016 Plain Washer 3/8" 4 84944 Nut 3/8"
22	129834	1	Worm Weld Assembly
23	25461	1	Drilled Rivet 3/8" x 1 7/8" 1 80756 Cotter Pin 1/8" x 3/4"
24	35720	1	Universal Yoke Weld Assembly
25	35717	1	Universal Block 1 80714 Grease Fitting 1/4"
26	15081	2	Rivet 3/8" x 2 1/2" 2 80756 Cotter Pin 1/8" x 3/4"
27	122499	1	Tube and Yoke Weld Assembly 1 80734 Cotter Pin 1/4" x 1 3/4"
28	00672	1	Washer 1 9/64" I.D. x 1 5/8" O.D. x 1/32"
29	122493	1	Tube and Bracket Weld Assembly
30	**144051	1	Tube and Handle Weld Assembly 1 37851 Hair Pin Cotter
30A	***129757	1	Arm Weld Assembly
31	33781	1	Handle Knob 1 87936 Bolt Hex. Hd. 3/8" x 2 1/2" 1 87016 Plain Washer 3/8" 1 84040 Locknut 3/8"
32	***129761	1	Tube Weld Assembly
33	*** 88446	1	Mills Groove Pin 3/16" x 2 1/4"
34	***159989	1	Spring
35	*** 36313	2	Snap Ring
36	***129758	1	Plunger
37	122398	1	Lever Weld Assembly
38	35781	1	Washer 2 5/8" O.D. x 3/16" thick
39	32307	1	Spring 1 1/8" Free length - 1 88546 Bolt Hex. Hd. 3/8" x 2 1/4" 1 34187 Washer 3/8" x 1" O.D. 1 84040 Locknut 3/8"
40	29526	1	Clutch Disc
41	144053	1	Cover Weld Assembly 4 88573 Bolt Hex. Hd. 1/4" x 3/4" 4 80682 Lockwasher 1/4" 4 84942 Nut 1/4"
42	152848	2	Wing Nut 2 84823 Bolt Rnd. Hd. Sht. Sq. Nk. 3/8" x 1 1/2"
43	134678	1	First Section Liner Weld Assembly (Not Standard on 717, sold as optional equipment only).

Note: For hand lift group see page 84

* Used on and above Serial Number 1093 ** Used on and below Serial No. 1299 *** Used on and above serial no. 1300

0 — 1244
1300 —

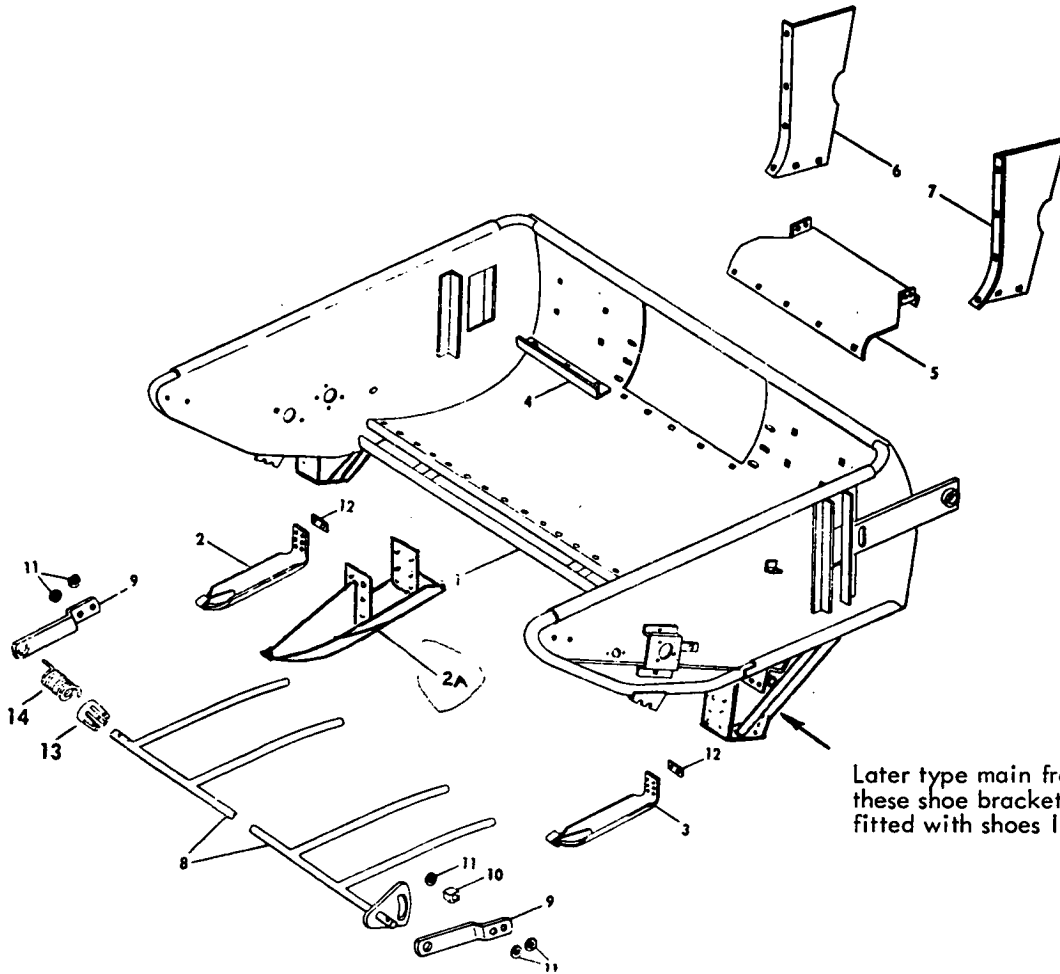
MODEL 717 BASE UNIT
GUARD GROUP KIT NO. 158337



Ref. No.	Part No.	No. Used	Description
1	158205	1	Top Guard Assembly 4 87755 Bolt Round Hd. Sht. Sq. Nk. $\frac{1}{4}$ " x $\frac{1}{2}$ " 4 84942 Nut $\frac{1}{4}$ " 4 80682 Lockwasher $\frac{3}{4}$ " 4 158188 Rubber Grommet 2 158185 Wire Ring 1 158187 Rubber Cord (Approx. 21" Long)
2	158239	1	Back Guard Weld Assembly 7 84909 Slotted Pan Hd. Screw $\frac{1}{4}$ " x $\frac{3}{4}$ " 4 158184 Spire Nut $\frac{1}{4}$ " 3 87361 Plain Washer $\frac{1}{4}$ " 2 80682 Lockwasher $\frac{1}{4}$ "
3	158218	1	Guard Assembly
4	158223	1	Bracket 2 84826 Bolt Carriage Cup Sq. $\frac{5}{16}$ " x $\frac{3}{4}$ " 2 84943 Nut $\frac{5}{16}$ " 2 80681 Lockwasher $\frac{5}{16}$ "
5	158219	1	Guard Weld Assembly 3 84896 Slotted Pan Hd. Screw $\frac{5}{16}$ " x $\frac{3}{4}$ " 3 80681 Lockwasher $\frac{5}{16}$ "
6	158220	1	Bracket Assembly
7	158236	1	Cross Member Assembly 4 88573 Bolt Hex. Hd. $\frac{1}{4}$ " x $\frac{3}{4}$ " 4 80682 Lockwasher $\frac{3}{4}$ "
8	158214	1	Bracket Weld Assembly
9	158227	1	Strut
10	158242	1	Gearbox Guard Weld Assembly 1 84909 Slotted Pan Hd. Screw $\frac{1}{4}$ " x $\frac{3}{4}$ " 1 80682 Lockwasher $\frac{3}{4}$ "
11	158248	2	Hinge
12	158210	1	Support Weld Assembly 1 88310 Bolt Hex. Hd. $\frac{5}{16}$ " x $1\frac{3}{4}$ " 1 87382 Locknut $\frac{5}{16}$ "
13	158265	1	P.T.O. Guard Weld Assembly 4 88573 Bolt Hex. Hd. $\frac{1}{4}$ " x $\frac{3}{4}$ " 4 80682 Lockwasher $\frac{1}{4}$ " 4 87361 Plain Washer $\frac{1}{4}$ " 4 84942 Hex. Nut $\frac{1}{4}$ "

Note: All this group were introduced on UK models on & above serial no. 1093 and later on export models

MODEL 727, 728 AND 717-W PICK-UP
MAIN FRAME GROUP

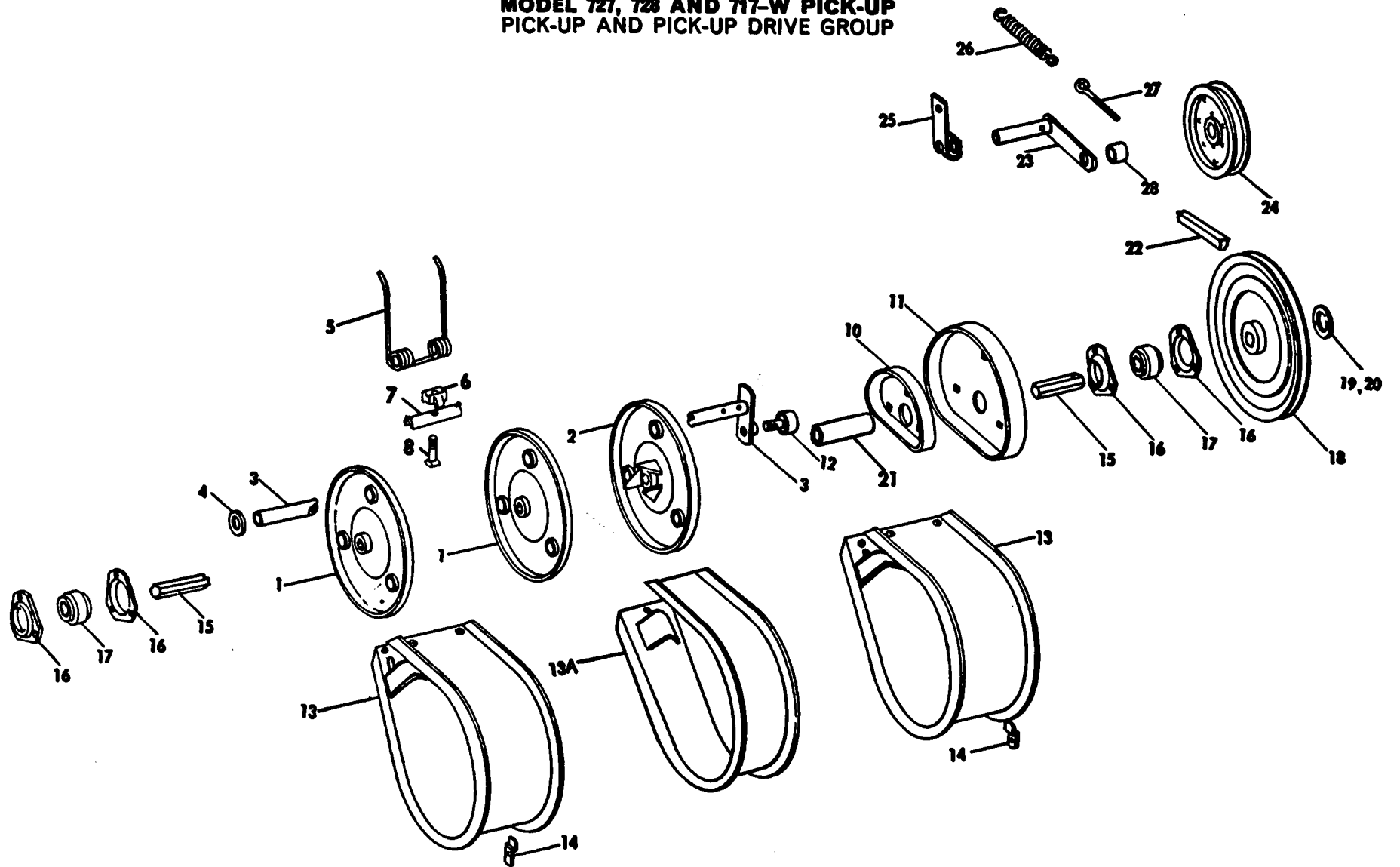


Later type main frames have these shoe brackets and are fitted with shoes Item 2A.

Ref. no.	Part no.	727 No. used	728 No. used	717-W No. used	Description
1	122999	1	-	-	Main Frame Weld Assembly
	134535	-	1	1	Main Frame Weld Assembly (See Note 1.)
2	121085	1	1	1	Shoe Weld Assembly, Right
					2 88011 Cap Screw 3/8" x 1 1/2"
					2 80680 Lockwasher 3/8"
					2 84944 Nut 3/8"
2A	532970	-	2	2	Shoe Weld Assembly
					8 88206 Bolt Hex. Hd. 3/8" x 1"
					8 80680 Lockwasher 3/8"
					8 84944 Nut 3/8"
3	121082	1	1	1	Shoe Weld Assembly, Left
					2 88011 Cap Screw 3/8" x 1 1/2"
					2 80680 Lockwasher 3/8"
					2 84944 Nut 3/8"
4	131375	2	2	1	Auger Stripper Angle
					2 87101 Machine Screw, Truss Head 3/8" x 3/4"
					5 87596 Bolt, Rnd. hd. sht. sq. neck 3/8" x 3/4"
					2 87016 Plain Washer 3/8"
					7 80680 Lockwasher 3/8"
					7 84944 Nut 3/8"
5	122633	1	1	1	Bottom Sheet
					5 88197 Bolt, rnd. hd. sht. sq. neck 5/16" x 5/8"
					5 80681 Lockwasher 5/16"
					5 84943 Nut 5/16"

MODEL 727, 728 AND 717-W PICK-UP
MAIN FRAME GROUP

<u>Ref. no.</u>	<u>Part no.</u>	<u>727 No. used</u>	<u>728 No. used</u>	<u>717-W No. used</u>	<u>Description</u>
6	122632	1	1	1	Side Sheet, Right 4 87101 Machine Screw, Truss Head 3/8" x 3/4" 2 88197 Bolt, Rnd. Hd. Sht. Sq. Neck 5/16" x 5/8" 2 80681 Lockwasher 5/16" 2 84943 Nut, 5/16" 4 87016 Plain Washer 3/8" 4 80680 Lockwasher 3/8" 4 84944 Nut 3/8"
7	131374	1	1	1	Side Sheet, Left 4 87101 Machine Screw, Truss head 3/8" x 3/4" 2 88197 Bolt, Rnd. Hd. Sht. Sq. Neck 5/16" x 5/8" 2 80681 Lockwasher 5/16" 2 84943 Nut 5/16" 4 87016 Plain Washer 3/8" 4 80680 Lockwasher 3/8" 4 84944 Nut 3/8"
8	126071	1	-	-	Windguard Weld Assembly
	152416	-	1	1	Windguard Weld Assembly
9	530464	2	2	2	2 87041 Cotter Pin 1/4" x 1 3/4" Windguard Bracket 4 88206 Bolt Hex. Hd. 3/8" x 1" 4 80680 Lockwasher 3/8" 4 84944 Nut 3/8"
10	44612	1	1	1	Spacer Block 1 88011 Cap Screw 3/8" x 1 1/4" 1 80680 Lockwasher 3/8" 1 84944 Nut 3/8"
11	34187	5	5	5	Washer 13/32" I.D. x 1" O.D. x .105"
12	52387	2	2	2	Shoe Pad
13	28185	1	1	1	Spring Holder
14	28285	1	1	1	1 80159 Cotter Pin 1/4" x 2" Spring

**MODEL 727, 728 AND 717-W PICK-UP
PICK-UP AND PICK-UP DRIVE GROUP**

MODEL 727, 728 AND 717-W PICK-UP

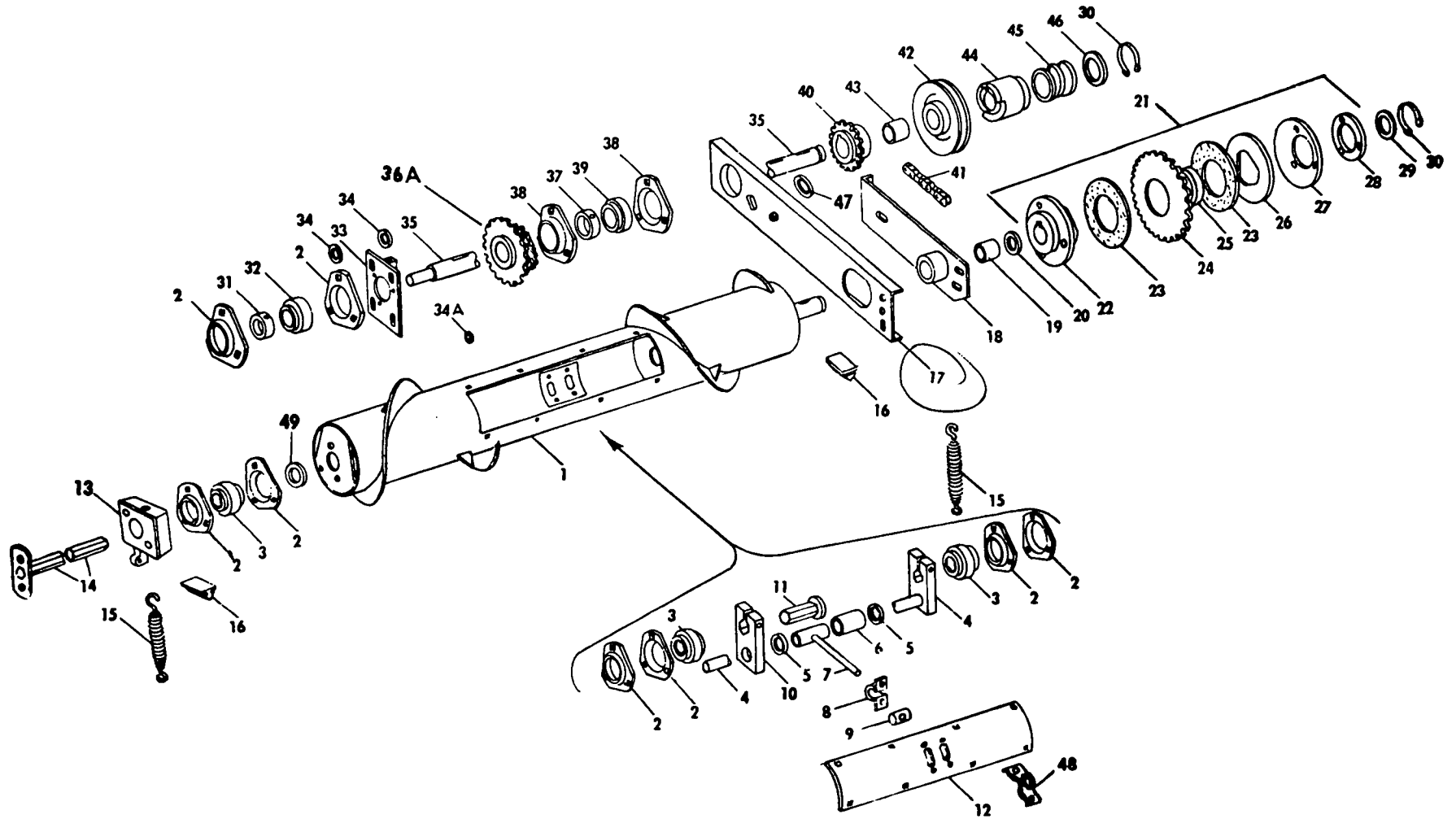
PICK-UP AND PICK-UP DRIVE GROUP

Ref. no.	Part no.	727 No. used	728 No. used	717-W No. used	Description
1.	134533	2	2	2	Disc Weld Assembly, Right
2	134532	1	1	-	Disc Weld Assembly, Left
	*152415	-	1	1	Disc Weld Assembly, Left
3	126021	3	-	-	Tooth Pipe Weld Assembly
	134523	-	3	3	Tooth Pipe Weld Assembly
	*152443	-	3	3	Tooth Pipe Weld Assembly
					6 80737 Cotter Pin 3/16" x 1 1/2"
4	00674	A/R	A/R	A/R	Washer.
5	29971	18	-	-	Pick-up Finger
	131673	-	30	30	Pick-up Finger
6	49791	18	-	-	Tooth Spacer
	136137	-	30	30	Tooth Spacer
7	49798	18	-	-	Pick-up Tooth Bracket
	134921	-	30	30	Pick-up Tooth Bracket
8	46493	18	-	-	Pick-up Finger Bolt
					18 84040 Locknut 3/8"
	130891	-	30	30	Pick-up Finger Bolt
					30 87382 Locknut 5/16"
10	126028	1	1	1	Cam Inner
					3 87686 Bolt Rnd. Hd. Sht. Sq. neck 3/8" x 1"
					3 80680 Lockwasher 3/8"
					3 84944 Nut 3/8"
11	49796	1	1	1	Cam Outer
12	122697	3	3	3	Cam Follower Bearing
					3 84236 Locknut 1/2"
13	127361	13	1	1	Pick-up Guard Weld Assembly
13A	134522	-	20	20	Pick-up Guard Weld Assembly
		52	84	-	87346 Self-tapping Screw 5/16" x 1/2"
		-	-	84	87887 Self-tapping Screw 5/16" x 3/4"
14	40662	4	4	4	Bracket
					4 84467 Machine Screw, Truss Hd. 1/2" x 1/2"
					4 80682 Lockwasher 1/2"
					4 84942 Nut 1/2"
15	126024	1	-	-	Pick-up Shaft
	134524	-	1	1	Pick-up Shaft
					A/R 87398 Cotter Pin 3/16" x 1 1/2"
16	43056	4	4	4	Bearing Flange
		6	6	3	87639 Bolt, Rnd. Hd. Sht. sq. neck 5/16" x 3/4"
		-	-	3	87596 Bolt, Rnd. Hd. Sht. sq. neck 3/8" x 3/4"
		6	6	3	80681 Lockwasher 5/16"
		-	-	3	80680 Lockwasher 3/8"
		6	6	3	84943 Nut 5/16"
		-	-	3	84944 Nut 3/8"
17	50775	2	2	2	Ball Bearing, Hex. Bore
18	126020	1	1	1	Sheave Weld Assembly
19	00672	A/R	A/R	A/R	Space Washer
20	00673	A/R	A/R	A/R	Space Washer
21	126289	1	1	1	Shaft Spacer
22	63804	1	1	1	Pick-up Drive 'V' Belt
23	129630	1	1	1	Idler Arm Weld Assembly
					1 87398 Cotter Pin 5/16" x 1 1/2"
24	126027	1	1	1	Belt Idler
					1 87975 Cap Screw 1/2" x 2 1/2"
					1 80679 Lockwasher 1/2"
					1 84946 Nut 1/2"
25	65939	1	1	1	Clamp
					1 87588 Bolt, Rnd. Hd. Sht. sq. neck 3/8" x 2"
					1 87016 Plain Washer 3/8"
					1 80680 Lockwasher 3/8"
					1 84944 Nut 3/8"
26	34490	1	1	1	Belt Tension Spring 5" Free Length
27	36835	1	1	1	Spring Eye Bolt
					2 84969 Hex. Jam Nut 3/8"
28	42610	1	1	1	Idler Spacer 1/2" I.D. x 3/4" O.D. x 3/4" Long

* Used on and above Serial No. 1023

A/R - As Required

MODEL 727, 728 AND 717-W PICK-UP
AUGER AND AUGER DRIVE GROUP



**MODEL 727, 728 AND 717-W PICK-UP
AUGER AND AUGER DRIVE GROUP**

Ref. No.	Part No.	727 No. used	728 No. used	717-W No. used	Description
1	122998	1	1	1	Auger Weld Assembly
2	43056	8	8	8	Bearing Flange
					3 87639 Bolt Rd. Hd. St. Sq. Nk. $\frac{5}{16}$ " x $\frac{3}{4}$ "
					9 87872 Cap Screw $\frac{5}{16}$ " x $\frac{3}{4}$ "
					12 80681 Lockwasher $\frac{5}{16}$ "
					3 84943 Nut $\frac{5}{16}$ "
3	50775	3	3	3	Ball Bearing with Hex. Bore
4	128441	1	1	1	Shaft Weld Assembly
					- 1 88546 Cap Screw $\frac{3}{8}$ " x $2\frac{1}{4}$ " Grade 5
					1 80680 Lockwasher $\frac{3}{8}$ "
					1 84944 Nut $\frac{3}{8}$ "
5	87366	2	2	2	Plain Washer $\frac{7}{8}$ "
6	128465	8	8	8	Finger Bushing
7	128443	8	8	8	Finger Weld Assembly
8	128467	8	8	8	Finger Strap
9	128460	8	8	8	Finger Bearing Block
10	128438	1	1	1	Shaft Block
					1 88117 Cap Screw $\frac{3}{8}$ " x $1\frac{3}{4}$ " Grade 5
					1 88564 Cap Screw $\frac{3}{8}$ " x $2\frac{1}{4}$ " Grade 5
					1 80680 Lockwasher $\frac{3}{8}$ "
					1 84944 Nut $\frac{3}{8}$ "
11	121105	1	1	1	Shaft Weld Assembly
12	128446	1	1	1	Cover Weld Assembly
					8 87255 Mach. Screw, Truss Hd. $\frac{5}{16}$ " x $\frac{3}{8}$ "
					8 87130 Nut Retainer, Speed Grip W/Square Nut $\frac{5}{16}$ "
13	121110	1	1	—	Bearing Block Guide
	143787	—	—	1	Bearing Block Guide
14	132164	1	1	1	Shaft Weld Assembly
					1 87402 Cotter Pin $\frac{1}{4}$ " x $1\frac{1}{4}$ "
					2 88434 Cap Screw $\frac{3}{8}$ " x $\frac{3}{4}$ "
					2 80680 Lockwasher $\frac{3}{8}$ "
15	43295	2	2	2	Auger Hold-down Spring
16	138140	2	2	2	Neoprene Bumber
17	122616	1	1	1	Channel Weld Assembly
					1 80409 Set Screw, Sq. Hd. Cp. Point $\frac{3}{8}$ " x $1\frac{1}{2}$ "
					1 84969 Jam Nut $\frac{3}{8}$ "
					2 88434 Cap Screw $\frac{3}{8}$ " x $\frac{3}{4}$ "
					2 87016 Plain Washer $\frac{3}{8}$ "
					2 84040 Lock Nut $\frac{3}{8}$ "
					1 87909 Cap Screw $\frac{1}{2}$ " x 1 "
					1 84236 Lock Nut $\frac{1}{2}$ "
18	122617	1	1	1	Bearing Bracket with Bushings
					1 87414 Grease Fitting $\frac{1}{4}$ "-28
					1 88434 Cap Screw $\frac{3}{8}$ " x $\frac{3}{4}$ "
					1 87016 Plain Washer $\frac{3}{8}$ "
					1 80680 Lockwasher $\frac{3}{8}$ "
19	27639	2	2	2	Bearing Bracket Bushing
20	27696	A/R	A/R	A/R	Space Washer $1\frac{3}{32}$ " I.D. x 2 " O.D. x $.060$ "
21	122619	1	1	1	Clutch Assembly (Includes Ref. 22 to 28)
					1 87053 Woodruff Key $\frac{1}{4}$ " x $2\frac{1}{8}$ "
22	122672	1	1	1	Clutch Hub
23	127434	2	2	2	Friction Disc
24	49842	1	1	1	Sprocket with Ref. 25 Bushing RC50 33T
25	49686	1	1	1	Sprocket Bushing
26	49683	1	1	1	Clutch Plate
27	121092	1	1	1	Spring Washer
28	126287	1	1	1	Clutch Washer
					3 87542 Cap Screw $\frac{3}{8}$ " (N.F.) x $1\frac{1}{2}$ ", Grade 5
29	48360	A/R	A/R	A/R	Space Washer $1\frac{1}{4}$ " I.D. x $1\frac{3}{16}$ " O.D. x $.060$ "
30	40974	2	2	2	Retaining Ring
31	38260	1	1	1	Bearing Collar
32	38261	1	1	1	Ball Bearing
33	122614	1	1	1	Bracket Weld Assembly
					1 80409 Set Screw, Sq. Hd. Cp. Pt. $\frac{3}{8}$ " x $1\frac{1}{2}$ "
					1 84969 Jam Nut $\frac{3}{8}$ "

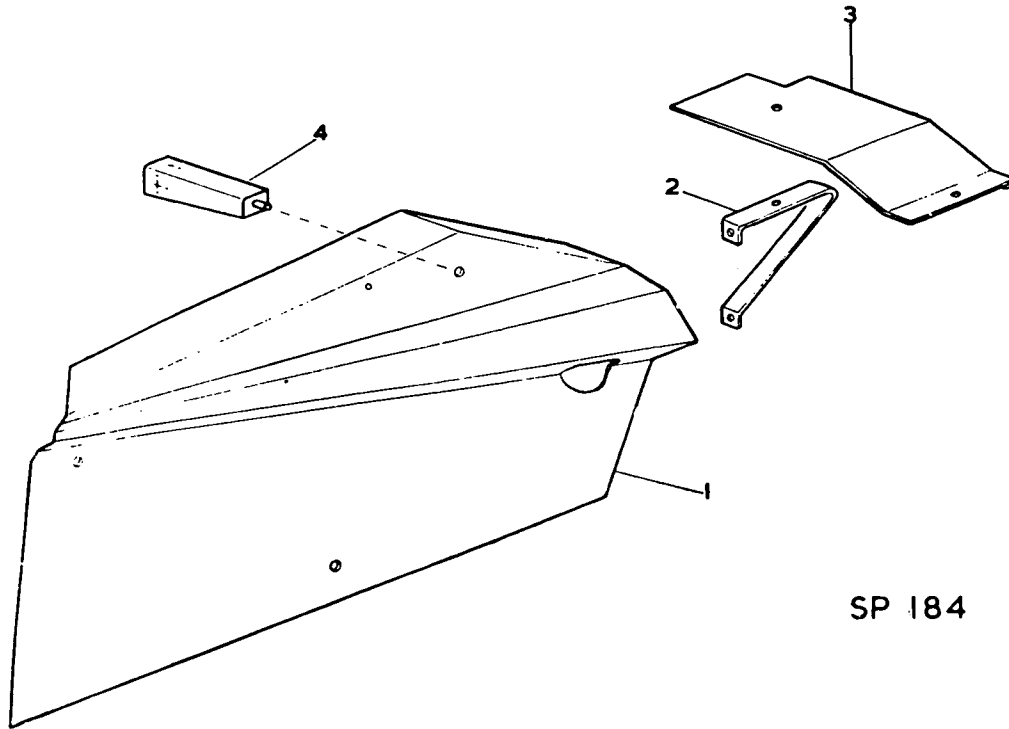
**MODEL 727, 728 AND 717-W PICK-UP
AUGER AND AUGER DRIVE GROUP**

Ref. No.	Part No.	727 No. used	728 No. used	717-W No. used	Description
					4 88206 Cap Screw $\frac{3}{8}$ " x 1"
					1 88011 Cap Screw $\frac{3}{8}$ " x $1\frac{1}{4}$ "
					5 80680 Lockwasher $\frac{3}{8}$ "
					1 84944 Nut $\frac{3}{8}$ "
34	29962	8	8	8	Plain Washer $1\frac{1}{8}$ " O.D. x $\frac{1}{8}$ " thick
34A	48604	4	4	4	Spacer $\frac{1}{2}$ " O.D. x $\frac{1}{4}$ " long
35	122624	1	1	1	Drive Shaft $22\frac{7}{8}$ " long
36	159727	1	1	1	Twin Sprocket W/A (18 and 24 Tooth) See Note
					1 80391-Set Screw, Sq. Hd. Cp. Pt. $\frac{3}{8}$ " x $\frac{3}{4}$ "
					1 84969 Jam Nut $\frac{3}{8}$ "
					1 84241 Woodruff Key $\frac{5}{16}$ " x $1\frac{1}{4}$ "
37	38767	1	1	1	Bearing Collar
38	43048	2	2	2	Bearing Flange
					3 88434 Cap Screw $\frac{3}{8}$ " x 6"
					3 80680 Lockwasher $\frac{3}{8}$ "
39	38766	1	1	1	Ball Bearing
40	49640	1	1	1	Auger Drive Sprocket RC 50, 15T
					1 87598 Set Screw, Sq. Hd. Cone Pt. $\frac{3}{8}$ " x 1"
					1 84969 Jam Nut $\frac{3}{8}$ "
					1 84361 Woodruff Key $\frac{1}{2}$ " x $1\frac{1}{4}$ "
41	13796	1	1	1	Auger Drive Chain RC 50, 71 Links
					A/R 25805 Roller Link RC 50
					A/R 25194 Coupler Link RC 50
					A/R 25816 Offset Link RC 50
42	122615	1	1	1	Sheave Clutch with Ref. 43 Bushing (Reel Drive)
43	44776	1	1	1	Sheave Bushing
44	122625	1	1	1	Clutch
					1 46166 Special Woodruff Hypro Key
					1 87414 Grease fitting
45	33486	1	1	1	Clutch Spring
46	00675	1	1	1	Washer $1\frac{1}{4}$ " I.D. x $2\frac{1}{4}$ " O.D. x .060"
47	124150	1	1	1	Washer $\frac{1}{2}$ " I.D. x $1\frac{1}{2}$ " O.D. x .135" thick
48	136142	8	8	8	Finger Strap
					16 87130 Nut Retainer, Speed Grip w/Sq. Nut, $\frac{5}{16}$ "
					16 87255 Mach. Screw, Truss Hd. $\frac{5}{16}$ " x $\frac{3}{8}$ "
49	27317	A/R	A/R	A/R	Washer 2" O.D. x $1\frac{1}{32}$ " I.D. x .035"
	27318	A/R	A/R	A/R	Washer 2" O.D. x $1\frac{1}{32}$ " I.D. x .060"

Note. All machines use 24 tooth size, except for French models where 18 tooth size should be used. (This twin sprocket replaces the original single sprocket).

A/R — As Requested

MODEL 728 & 717-W PICK-UP
GUARD GROUP KIT PART No. 158344

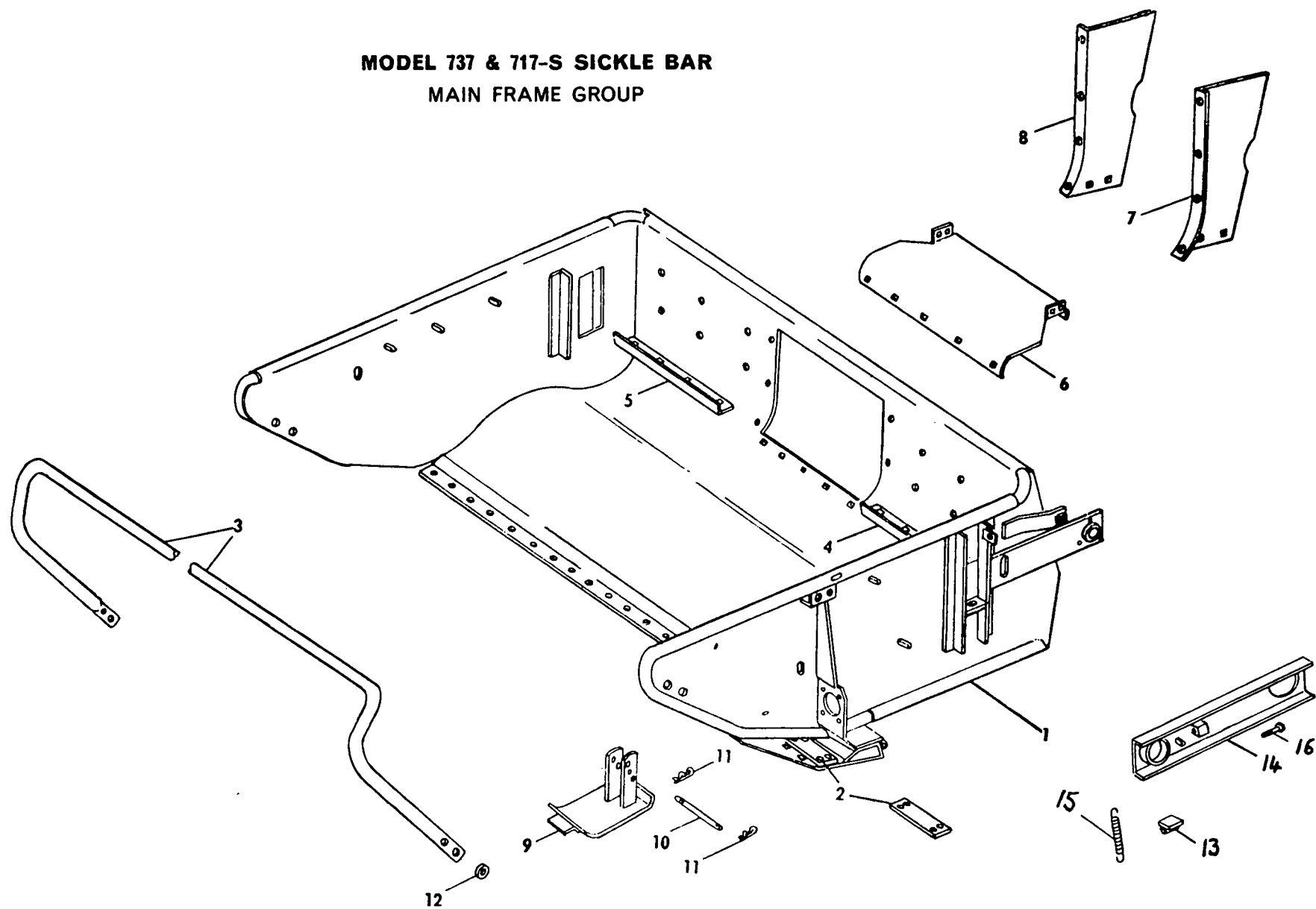


SP 184

<u>Ref. No.</u>	<u>Part No.</u>	<u>No. Used</u>	<u>Description</u>
1	158346	1	Belt Drive Guard 3 80840 Wing Nut 3/8" 3 80673 Spring Washer 3/8"
2	158272	1	Bracket W.A. 2 84468 Pan Hd. Screw 1/4" x 5/8" 2 80682 Spring Washer 1/4"
3	158271 * 533712	1 1	Guard - Drive Shaft Guard - Drive Shaft 2 84468 Pan Hd. Screw 1/4" x 5/8" 2 80682 Spring Washer 1/4"
4	158314	3	Guard Support W.A. 6 88573 Bolt Hd. 1/4" x 3/4" 6 80682 Lockwasher 1/4"

* Used only on reduced speed models above serial number 5971
 (i.e., where Pulley 534327 - ref. 32, page 12 has O.D. 10.87"
 276 MMS).

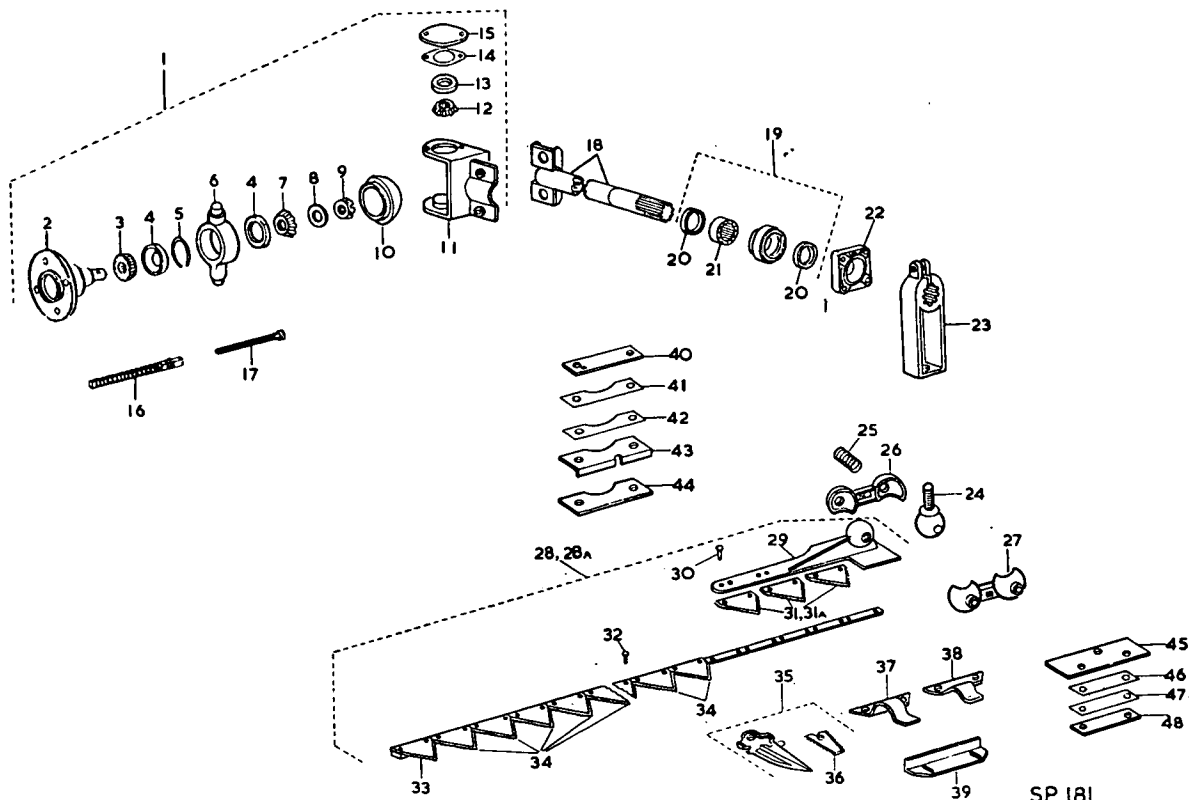
MODEL 737 & 717-S SICKLE BAR MAIN FRAME GROUP



**MODEL 737 AND 717-S SICKLE BAR
MAIN FRAME GROUP**

Ref. No.	Part No.	737 No. used	717-S No. used	Description
1	166126	—	1	Main Frame Weld Assembly
	122613	1	—	Main Frame Weld Assembly (Includes Ref. 2 Ledger Plate)
2	39651	1	—	Ledger Plate
				4 80553 Rivet, Countersunk Head $\frac{3}{16}$ " \times $\frac{5}{8}$ "
3	122630	1	1	Push Bar
				4 88206 Cap Screw $\frac{3}{8}$ " \times 1"
				4 80680 Lockwasher $\frac{3}{8}$ "
				4 84944 Nut $\frac{3}{8}$ "
4	131375	1	1	Auger Stripper: Angle, Left
				3 87596 Bolt, Short Square Neck $\frac{3}{8}$ " \times $\frac{3}{4}$ "
				1 87101 Machine Screw, Truss Head, $\frac{3}{8}$ " \times $\frac{3}{4}$ "
				1 87016 Plain Washer $\frac{3}{8}$ "
				4 80680 Lockwasher $\frac{3}{8}$ "
				4 84944 Nut $\frac{3}{8}$ "
5	122635	1	1	Auger Stripper Angle, Right
				3 87596 Bolt, Short Square Neck $\frac{3}{8}$ " \times $\frac{3}{4}$ "
				1 87101 Machine Screw, Truss Head $\frac{3}{8}$ " \times $\frac{3}{4}$ "
				1 87016 Plain Washer $\frac{3}{8}$ "
				4 80680 Lockwasher $\frac{3}{8}$ "
				4 84944 Nut $\frac{3}{8}$ "
6	122633	1	1	Bottom Sheet
				5 88197 Bolt, Short Square Neck $\frac{5}{16}$ " \times $\frac{5}{8}$ "
				5 80681 Lockwasher $\frac{5}{16}$ "
				5 84943 Nut $\frac{5}{16}$ "
7	131374	1	1	Side Sheet, Left
				4 87101 Machine Screw, Truss Head $\frac{3}{8}$ " \times $\frac{3}{4}$ "
				2 87639 Bolt, Short Square Neck, $\frac{5}{16}$ " \times $\frac{3}{4}$ "
				2 80681 Lockwasher $\frac{5}{16}$ "
				2 84943 Nut $\frac{5}{16}$ "
				4 87016 Plain Washer $\frac{3}{8}$ "
				4 80680 Lockwasher $\frac{3}{8}$ "
				4 84944 Nut $\frac{3}{8}$ "
8	122632	1	1	Side Sheet, Right
				4 87101 Machine Screw, Truss Head $\frac{3}{8}$ " \times $\frac{3}{4}$ "
				2 87639 Bolt, Short Square Neck $\frac{5}{16}$ " \times $\frac{3}{4}$ "
				2 80681 Lockwasher $\frac{5}{16}$ "
				2 84943 Nut $\frac{5}{16}$ "
				4 87016 Plain Washer $\frac{3}{8}$ "
				4 80680 Lockwasher $\frac{3}{8}$ "
				4 84944 Nut $\frac{3}{8}$ "
9	121663	2	2	Shoe Weld Assembly
10	121766	2	2	Shoe Pin $\frac{1}{2}$ " \times $4\frac{5}{8}$ " long
11	37851	4	4	Hairpin Cotter
12	34187	4	—	Washer $\frac{1}{2}$ " I.D. \times 1" O.D. \times .105" thick
13	138140	—	2	Rubber Bumper
14	122616	—	1	Channel Weld Assembly
				1 80714 Grease fitting
15	43295	—	1	Spring
16	80409	—	1	Set Screw Sq. Hd. Cup Pt. $\frac{3}{8}$ " \times $\frac{1}{2}$ "
				1 84956 Jam Nut $\frac{3}{8}$ "

**MODEL 737 SICKLE BAR
SICKLE AND SICKLE DRIVE GROUP**



SP 181

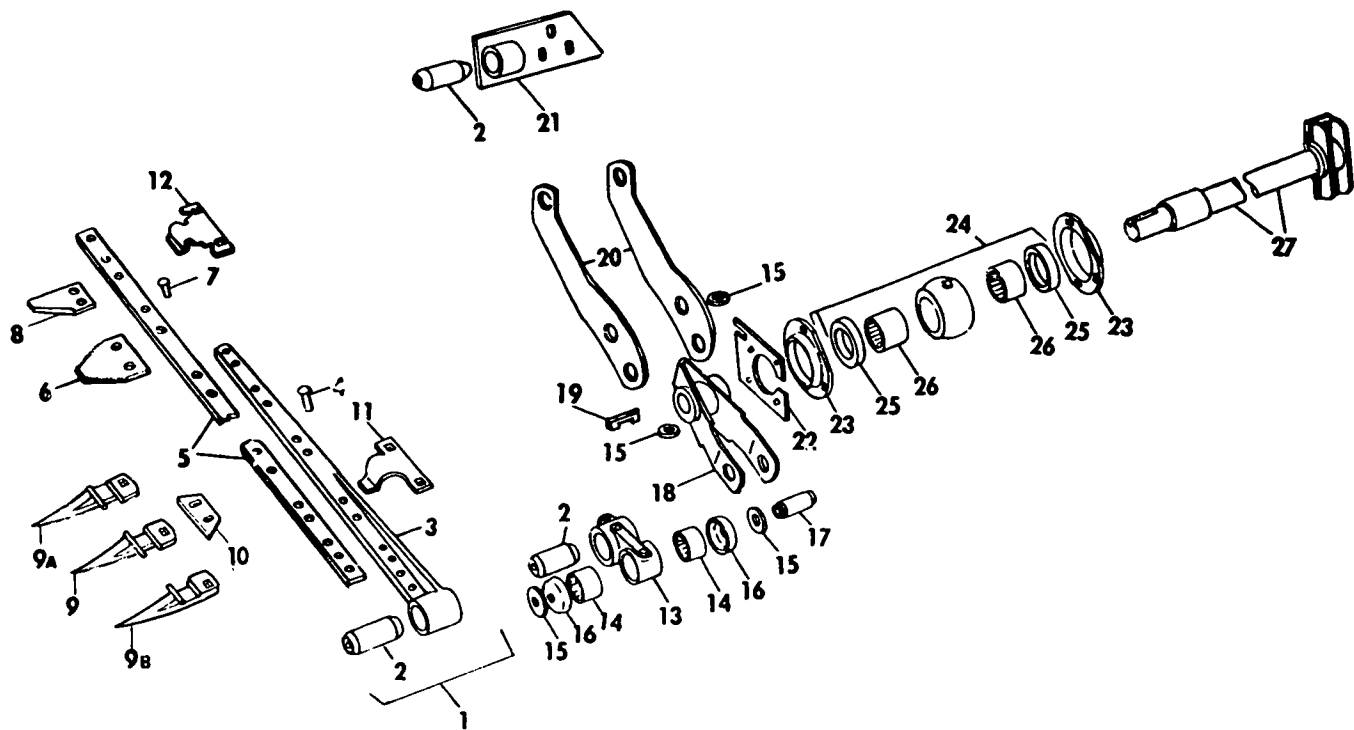
Ref. No.	Part No.	No. used	Description
1	*122600	1	Wobble Joint Assembly (Incorporates Ref. Nos. 2 to 15) 4 87111 Hex. Bolt $\frac{1}{2}$ " \times $1\frac{1}{2}$ " 4 80679 Lockwasher $\frac{1}{2}$ "
2	*132996	1	Wobble Shaft
3	* 48198	1	Tapered Roller Bearing Cone with Seal
4	* 36723	2	Tapered Roller Bearing Cup
5	*121786	1	Retaining Ring
6	*121785	1	Housing Assembly with Ref. No. 5 Retaining Ring
7	* 36726	1	Tapered Roller Bearing Cone
8	* 32362	1	Washer
9	* 84996	1	Slotted Hex. Nut $\frac{3}{4}$ " (N.F.) 1 80736 Cotter Pin $\frac{1}{8}$ " \times $1\frac{1}{2}$ "
10	* 56868	1	Hub Cap
11	*122295	1	Yoke Weld Assembly
12	* 67372	2	Tapered Roller Bearing Cone with Seal
13	* 36725	2	Tapered Roller Bearing Cup
14	* 67375	A/R	Shim .005" thick
	*126105	A/R	Shim .007" thick
	*126106	A/R	Shim .020" thick
15	*144208	2	Bearing Cap 4 87049 Hex. Hd. Bolt $\frac{3}{8}$ " \times 1" 4 80680 Lockwasher $\frac{3}{8}$ " 2 80718 Grease Fitting
16	*152452	1	Lift Spring c/w Nut
17	* 36249	1	Special Bolt $\frac{3}{8}$ " \times 14" 1 87365 Washer $\frac{5}{8}$ "
18	132999	1	Drive Shaft Weld Assembly 2 88494 Hex. Hd. Bolt $\frac{3}{8}$ " \times $1\frac{1}{4}$ " 2 84057 Lockwasher $\frac{3}{8}$ "
19	122623	1	Bearing Assembly (Includes 2 of Ref. No. 20 Oil Seals and Ref. No. 21 Bearing)

* These items also used on the 717-S Sickle Bar unit

MODEL 737 SICKLE BAR
SICKLE AND SICKLE DRIVE GROUP—(Continued)

Ref. No.	Part No.	No. used	Description
20	37857 -	2	Oil Seal
21	122677 -	1	Needle Bearing
22	66488 -	1	Bearing Housing
			1 80710 Grease Fitting $\frac{1}{8}$ " B.S.P.
			4 87412 Bolt Sht. Sq. Nk. $\frac{1}{2}$ " x $1\frac{1}{4}$ "
			4 80679 Lockwasher $\frac{1}{2}$ "
			4 84946 Nut $\frac{1}{2}$ "
23	122626 -	1	Sickle Drive Arm
			1 87972 Hex. Hd. Bolt $\frac{1}{2}$ " x $2\frac{1}{2}$ "
			1 80679 Lockwasher $\frac{1}{2}$ "
			1 84946 Nut $\frac{1}{2}$ "
24	40449 -	1	Knife Head Ball
			1 80679 Lockwasher $\frac{1}{2}$ "
			1 84946 Nut $\frac{1}{2}$ "
25	32307 -	1	Spring $1\frac{1}{8}$ " Free Length
			1 84635 Carriage Bolt $\frac{3}{8}$ " x $3\frac{3}{4}$ "
			1 87016 Plain Washer $\frac{3}{8}$ "
			1 80680 Lockwasher $\frac{3}{8}$ "
			1 84944 Nut $\frac{3}{8}$ "
26		1	Pitman Connecting Link, Plain (Use Ref. No. 27 W/Gear Fittings for repairs)
27	122627 -	1	Pitman Connecting Link
			2 80714 Grease Fitting $\frac{1}{4}$ "-28
28	35267 -	1	Underserrated Knife Assembly (6 ft.) complete
28A	129828 -	1	Smooth Knife Assembly(6 ft.) complete
29	36749 -	1	Knife Head
30	46435 -	9	Section Rivet 0.21" x $\frac{13}{16}$ "
31	29875 -	24	Underserrated Knife Section
31A	26622 -	24	Smooth Knife Section
32	46436 -	43	Section Rivet 0.21" x $\frac{9}{16}$ "
33	35277 -	1	End Knife
34	43090 -	1	Section Assembly (Includes Knife Back)
			21 29875 Sections
			1 35277 End Knife
35	39653 -	24	Guard Assembly w/Ledger Plate
			10 87226 Countersunk Sq. Nk. Bolt $\frac{7}{16}$ " x $1\frac{1}{2}$ " '5'
			10 87517 Locknut $\frac{7}{16}$ "
36	39656 -	24	Ledger Plate
			24 87127 Countersunk Section Rivet 0.2" x $1\frac{7}{16}$ "
37	36657 -	1	High Knife Clip
38	36656 -	6	Low Knife Clip
39	26616 -	7	Wear Plate
			14 87227 Countersunk Sq. Nk. Bolt $\frac{7}{16}$ " x $1\frac{3}{4}$ " '5'
			14 87517 Locknut $\frac{7}{16}$ "
40	122629 -	1	Wear Plate, Top, Rear
			1 87659 Grease Fitting $\frac{1}{4}$ "-28 45°
			2 84856 Countersunk Sq. Nk. Bolt $\frac{5}{8}$ " x $1\frac{3}{4}$ "
			2 84057 Lockwasher $\frac{5}{8}$ "
			2 84947 Nut $\frac{5}{8}$ "
41	129867 -	3	Shim, Upper Rear (.075)
42	26613 -	A/R	Shim, Upper Rear (.015)
43	35230 -	1	Wear Plate, Lower Rear
44	35248 -	A/R	Shim, Lower Rear (0.15)
45	38218 -	1	Wear Plate, Top Front
			1 80714 Grease Fitting $\frac{1}{4}$ "-28
			2 87409 Bolt, Sht. Sq. Nk. $\frac{1}{2}$ " x $1\frac{1}{2}$ "
			2 80679 Lockwasher $\frac{1}{2}$ "
			2 84946 Nut $\frac{1}{2}$ "
46	35229 -	A/R	Shim, Front (.075)
47	35259 -	A/R	Shim, Front (.015)
48	38197 -	1	Wear Plate Spacer

**MODEL 717-S SICKLE BAR
WOBBLE SHAFT AND KNIFE GROUP**



**MODEL 717-S SICKLE BAR
WOBBLE SHAFT AND KNIFE GROUP**

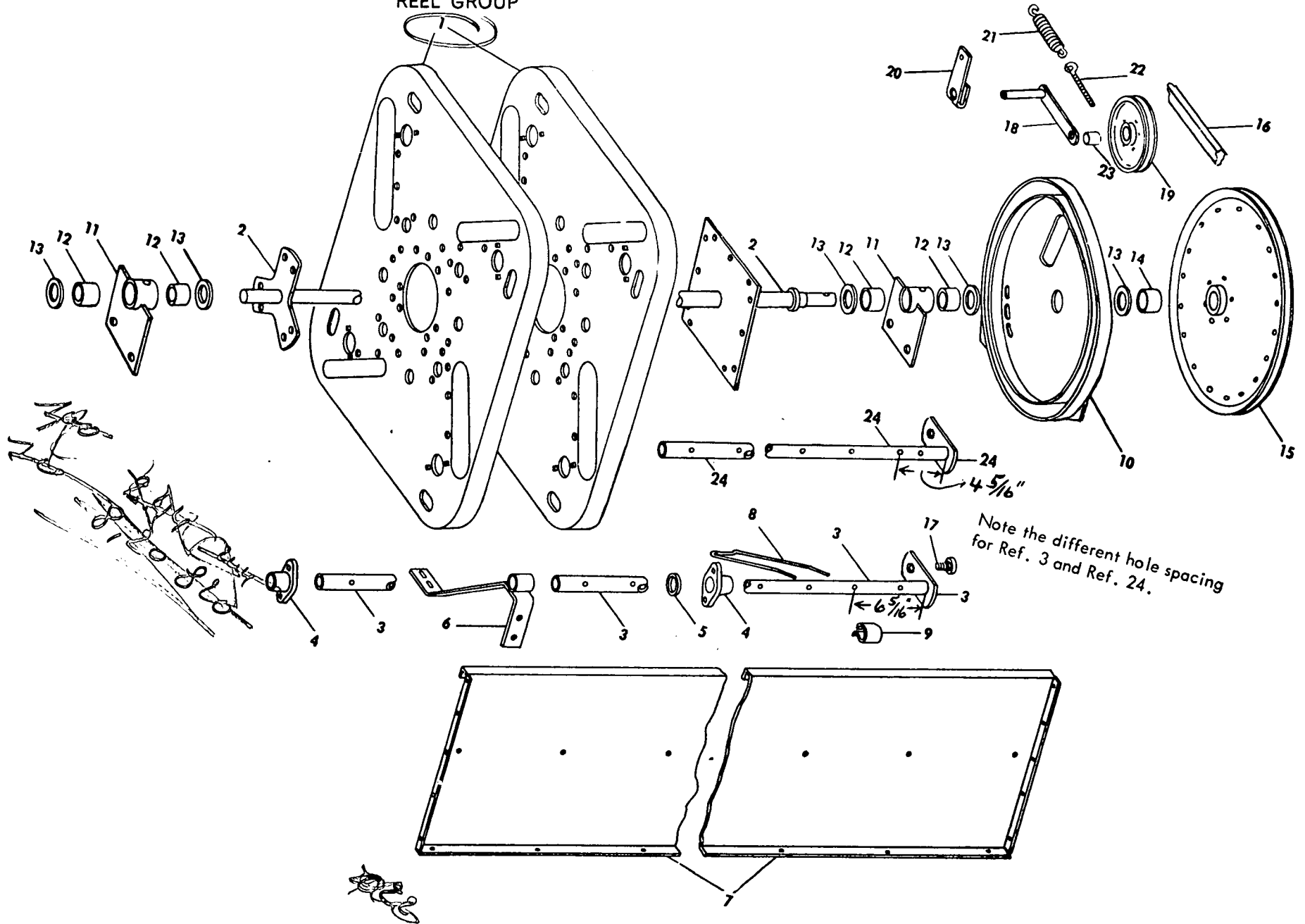
<i>Ref. No.</i>	<i>Part No.</i>	<i>No. used</i>	<i>Description</i>
1	166120 -	1	Underserrated Knife Assembly
	166088 -	1	Smooth Knife Assembly
2	76417 -	3	Rubber Bushing
3	166119 -	1	Knife Head
4	46435 -	11	Rivet
5	166118 -	1	Knife Back
6	29875 -	24	Underserrated Knife Section
	26622 -	24	Smooth Knife Section
7	46436 -	41	Section Rivet
8	139369 -	1	Half Section
9	158367 -	23	Finger Guard
9A	159052 -	1	Finger Guard R.H.
9B	159053 -	1	Finger Guard L.H.
			13 87226 Plough Bolt $\frac{7}{16}$ " \times $1\frac{1}{2}$ "
			12 87227 Plough Bolt $\frac{7}{16}$ " \times $1\frac{3}{4}$ "
			25 84931 Nut $\frac{7}{16}$ "
10	158384 -	6	Wear Plate
11	67358 -	1	High Knife Clip
			2 606657 Carriage Bolt $\frac{7}{16}$ " \times $1\frac{1}{2}$ "
			2 84931 Nut $\frac{7}{16}$ "

**MODEL 717-S SICKLE BAR
WOBBLE SHAFT AND KNIFE GROUP**

<i>Ref. No.</i>	<i>Part No.</i>	<i>No. used</i>	<i>Description</i>
12	67357 -	5	Low Knife Clip 10 606657 Carriage Bolt $\frac{7}{16}$ " \times $1\frac{1}{2}$ " 10 84931 Nut $\frac{7}{16}$ "
13	67188 -	1	Connecting Rod Assembly w/Bushing 76417, 2-66810 Bearings and Hardware 1 80718 Grease Fitting 1 80342 Cap Screw $\frac{3}{8}$ " \times $1\frac{1}{2}$ " 1 80673 Lock Washer $\frac{3}{8}$ " 1 84930 Nut $\frac{3}{8}$ "
14	66810 -	2	Needle Bearing
15	26312 -	4	Washer
16	63778 -	2	Shield
17	137707 -	1	Spacer - 1 88211 Cap Screw $\frac{1}{2}$ " \times $3\frac{1}{4}$ ", Grade 5 1 80671 Lock Washer $\frac{1}{2}$ " 1 84932 Nut $\frac{1}{2}$ "
18	135839 -	1	Link Weld Assembly 1 88520 Cap Screw $\frac{1}{2}$ " \times $3\frac{3}{4}$ ", Grade 5 1 80671 Lock Washer $\frac{1}{2}$ " 1 84932 Nut $\frac{1}{2}$ "
19	138555 -	1	Key
20	166117 -	2	Wobble Arm 3 88520 Cap Screw $\frac{1}{2}$ " \times $3\frac{3}{4}$ ", Grade 5 6 80690 Plain Washer $\frac{1}{2}$ " 3 80671 Lock Washer $\frac{1}{2}$ " 3 84932 Nut $\frac{1}{2}$ "
21	166109 -	1	Plate Weld Assembly w/Bushing 76417 3 87111 Cap Screw $\frac{1}{2}$ " \times $1\frac{1}{2}$ " 3 80690 Plain Washer $\frac{1}{2}$ " 3 80671 Lock Washer $\frac{1}{2}$ "
22	135877 -	1	Guide 1 80327 Cap Screw $\frac{3}{8}$ " \times 1" 1 84294 Plain Washer $\frac{3}{8}$ " 1 80673 Lock Washer $\frac{3}{8}$ " 1 84930 Nut $\frac{3}{8}$ "
23	52481 -	2	Bearing Flange 4 87131 Bolt, Round Head, Sht. Sq. Neck $\frac{1}{2}$ " \times $1\frac{1}{4}$ " 4 80671 Lock Washer $\frac{1}{2}$ " 4 84932 Nut $\frac{1}{2}$ "
24	67202 -	1	Bearing Assembly w/2-37707 Oil Seals and 2-144015 Needle Bearing 1 80714 Grease Fitting
25	37707 -	2	Oil Seal
26	144015 -	2	Needle Bearing
27	166177 -	1	Wobble Shaft Weld Assembly

NOTE: The Wobble Drive bundle is identical to that used on the 737 Sickle Bar attachment (see items 1-17 on page 34)

MODEL 737 SICKLE BAR REEL GROUP



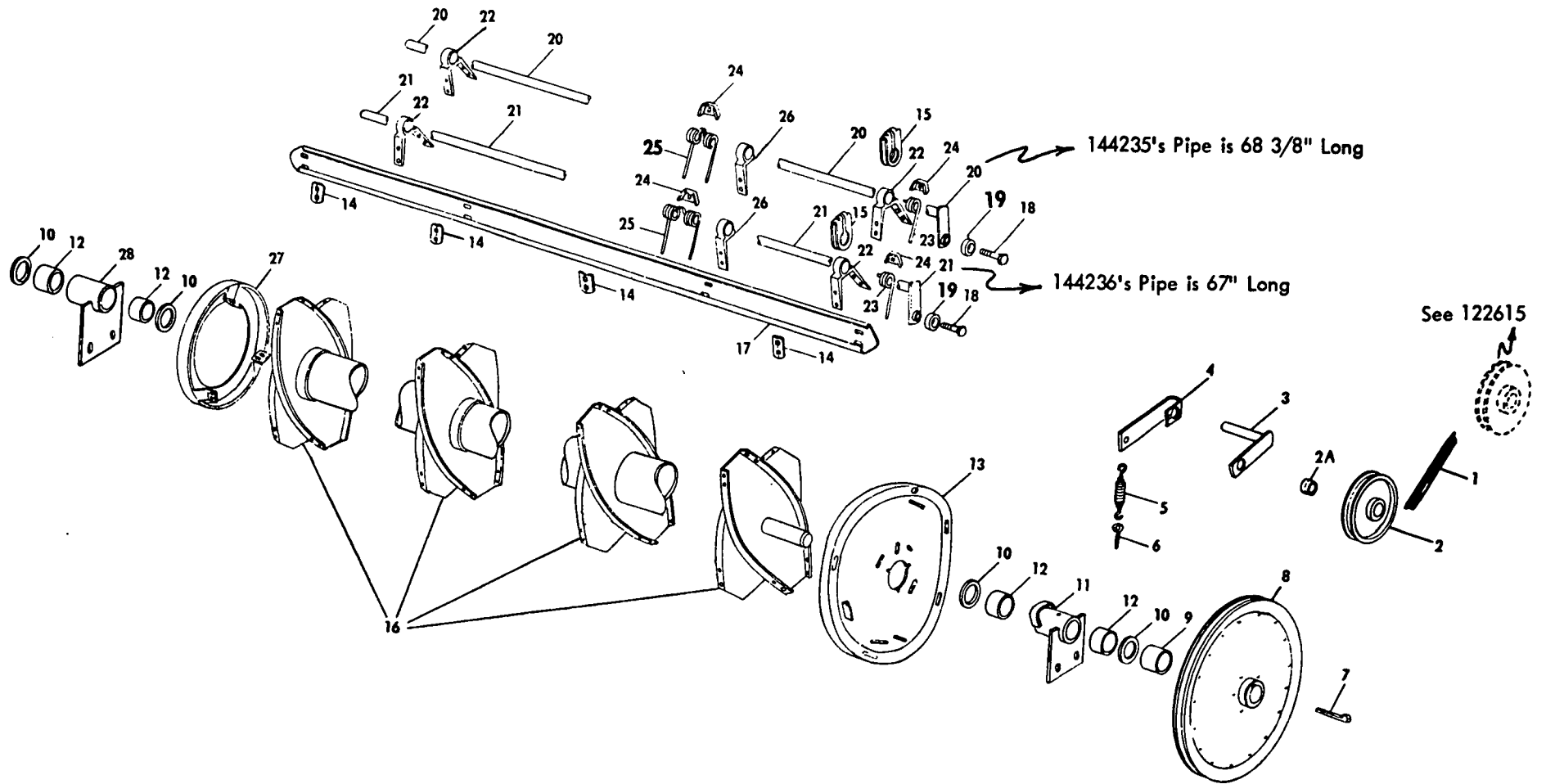
MODEL 737 SICKLE BAR

REEL GROUP

Ref. No.	Part No.	No. used	Description
1	35128 -	2	Reel Spider
2	122692 -	1	Reel Shaft Weld Assembly
			6 87872 Cap Screw $\frac{5}{16}$ " x $\frac{3}{4}$ "
			6 80681 Lock Washer $\frac{5}{16}$ "
			1 87451 Groove Pin $\frac{1}{4}$ " x 2"
3	*122691 -	2	Tooth Pipe Weld Assembly
4	35136 -	8	Tooth Pipe Bearing
			16 87639 Bolt, Short Square Neck $\frac{5}{16}$ " x $\frac{3}{4}$ "
			16 80681 Lock Washer $\frac{5}{16}$ "
			16 84943 Nut $\frac{5}{16}$ "
5	122696 -	4	Split Spacer, $1\frac{3}{32}$ " O.D. x $\frac{13}{32}$ " long
6	39143 -	4	Pipe Support Weld Assembly
			8 84896 Machine Screw, Truss Head, $\frac{5}{16}$ " x $\frac{3}{4}$ "
			8 80681 Lock Washer, $\frac{5}{16}$ "
			8 84943 Nut $\frac{5}{16}$ "
7	122695 -	4	Reel Panel
			68 84896 Machine Screw, Truss Head $\frac{5}{16}$ " x $\frac{3}{4}$ "
			68 80681 Lock Washer $\frac{5}{16}$ "
			68 84943 Nut $\frac{5}{16}$ "
8	35139 -	32	Reel Finger
9	35138 -	32	Reel Finger Spring Clip
10	122694 -	1	Reel Cam Weld Assembly
			4 87596 Bolt, Short Square Neck $\frac{3}{8}$ " x $\frac{3}{4}$ "
			4 80680 Lock Washer $\frac{3}{8}$ "
			4 84944 Nut $\frac{3}{8}$ "
11	122693 -	2	Bearing Assembly with 2 Ref. 12 Bushings
			2 87414 Grease Fitting $\frac{1}{4}$ "-28
			4 87689 Cap Screw, $\frac{1}{2}$ " x $1\frac{1}{2}$ "
			4 80679 Lock Washer $\frac{1}{2}$ "
			4 84946 Nut $\frac{1}{2}$ "
12	36819 -	4	Bushing
13	33112 -	AR	Space Washer 2" O.D. x .065"
14	122698 -	1	Spacer $1\frac{7}{16}$ " long
15	35197 -	1	Reel Drive Sheave
			1 87972 Cap Screw $\frac{1}{2}$ " x $2\frac{1}{2}$ "
			1 80679 Lock Washer $\frac{1}{2}$ "
			1 84946 Nut $\frac{1}{2}$ "
16	63106 -	1	Reel Drive 'V' Belt
17	122697 -	4	Cam Follower
			4 84236 Lock Nut $\frac{1}{2}$ "
18	129630 -	1	Idler Arm Weld Assembly
			1 87387 Cotter Pin $\frac{1}{16}$ " x 1"
19	126027 -	1	Belt Idler
			1 87972 Cap Screw $\frac{1}{2}$ " x $2\frac{1}{2}$ "
			1 80679 Lock Washer $\frac{1}{2}$ "
			1 84946 Nut $\frac{1}{2}$ "
20	65939 -	1	Clamp
			1 87588 Bolt, Short Square Neck $\frac{3}{8}$ " x 2"
			1 87016 Plain Washer $\frac{3}{8}$ "
			1 80680 Lock Washer $\frac{3}{8}$ "
			1 84944 Nut $\frac{3}{8}$ "
21	34490 -	1	Belt Tension Spring, 5" Free Length
22	36835 -	1	Spring Eyebolt
			2 84969 Hex. Jam Nut $\frac{3}{8}$ "
23	42610 -	1	Idler Spacer, $1\frac{1}{2}$ " I.D. x $\frac{3}{4}$ " O.D. x $\frac{3}{4}$ " long
24	*127485 -	2	Tooth Pipe Weld Assembly
			2 80735 Cotter Pin $\frac{1}{4}$ " x $1\frac{1}{2}$ "

* Refer to illustration for proper identification of Ref. 3 and 24 Tooth Pipes

MODEL 717-S SICKLE BAR REEL AND DRIVE GROUP



MODEL 717-S SICKLE BAR

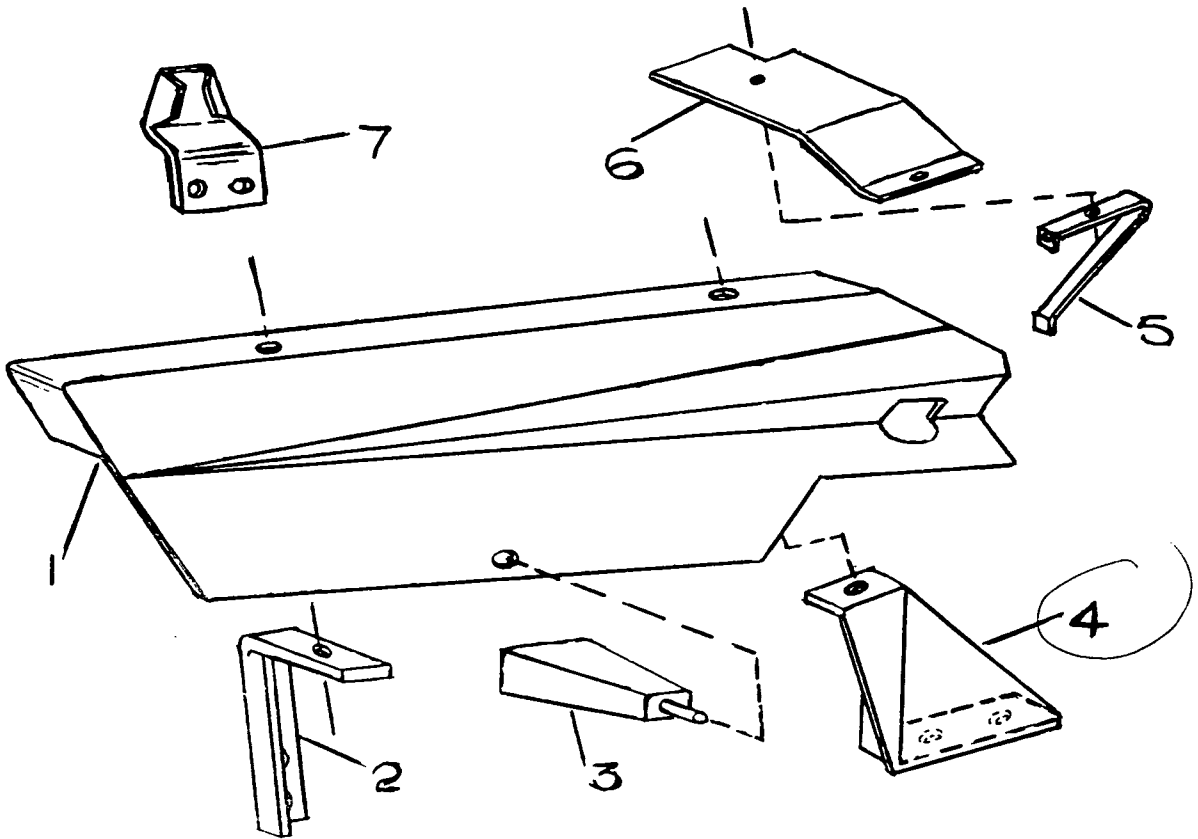
REEL AND DRIVE GROUP

1	63106	1	'V' Belt
2	126027	1	Belt Idler
2A	42610	1	Spacer
			1 80345 Cap Screw $\frac{1}{2}$ " x $2\frac{1}{2}$ "
			1 80679 Lock Washer $\frac{1}{2}$ "
			1 84946 Nut $\frac{1}{2}$ "
3	129630	1	Idler Arm Weld Assembly
			1 87398 Cotter Pin $\frac{3}{16}$ " x $1\frac{1}{4}$ "
4	65939	1	Clamp
			1 84583 Cap Screw $\frac{3}{8}$ " x 2"
			1 80702 Plain Washer $\frac{3}{8}$ "
			1 80680 Lock Washer $\frac{3}{8}$ "
			1 84944 Nut $\frac{3}{8}$ "
5	34490	1	Spring
6	36835	1	Eye Bolt
			2 84969 Jam Nut $\frac{3}{8}$ "
7	606173	1	Gib Key $\frac{1}{4}$ " x $\frac{1}{4}$ " x $2\frac{1}{4}$ "
8	144228	1	Sheave Assembly
9	122698	1	Spacer
10	33112	A/R	Washer
11	163160	1	Bearing Weld Assembly w/Bushing 36819
			1 87414 Grease Fitting
			2 87111 Cap Screw $\frac{1}{2}$ " x $1\frac{1}{2}$ "
			2 80690 Plain Washer $\frac{1}{2}$ "
			2 80671 Lock Washer $\frac{1}{2}$ "
12	36819	4	Bushing
13	143340	1	Cam Weld Assembly
			3 87596 Bolt, Round Head, Sht. Sq. Neck $\frac{3}{8}$ " x $\frac{3}{4}$ "
			3 87016 Plain Washer $\frac{3}{8}$ "
			3 80680 Lock Washer $\frac{3}{8}$ "
			3 84944 Nut $\frac{3}{8}$ "
14	137710	12	Reinforcement
			8 87827 Bolt, Round Head, Sht. Sq. Neck $\frac{5}{16}$ " x 1"
			16 80366 Cap Screw $\frac{5}{16}$ " x 1"
			24 80674 Lock Washer $\frac{5}{16}$ "
			24 84929 Nut $\frac{5}{16}$ "
15	135874	4	Clamp
			4 81682 Cap Screw $\frac{5}{16}$ " x $2\frac{1}{2}$ "
			8 87347 Plain Washer $\frac{5}{16}$ "
			4 80674 Lock Washer $\frac{5}{16}$ "
			4 84929 Nut $\frac{5}{16}$ "
16	144227	1	Reel Weld Assembly
			1 80159 Cotter Pin $\frac{1}{4}$ " x 2"
17	144231	4	Bat
18	121831	4	Special Bolt
			4 84057 Lock Washer $\frac{5}{8}$ "
			4 87262 Nut $\frac{5}{8}$ " (N.F.)
19	165484	4	Roller
20	144235	2	Tine Bar Weld Assembly, Long
21	144236	2	Tine Bar Weld Assembly, Short
22	135900	8	Bearing
			8 80721 Grease Fitting
			16 80366 Cap Screw $\frac{5}{16}$ " x 1"
			16 87347 Plain Washer $\frac{5}{16}$ "
			16 84929 Nut $\frac{5}{16}$ "
			16 80681 Lock washer $\frac{5}{16}$ "
23	121952	4	Reel Tine
24	76518	36	Tine Clip
			36 88135 Carriage Bolt $\frac{5}{16}$ " x 2"
			36 87382 Lock Nut $\frac{5}{16}$ "

MODEL 717-S SICKLE BAR
REEL AND DRIVE GROUP (Continued)

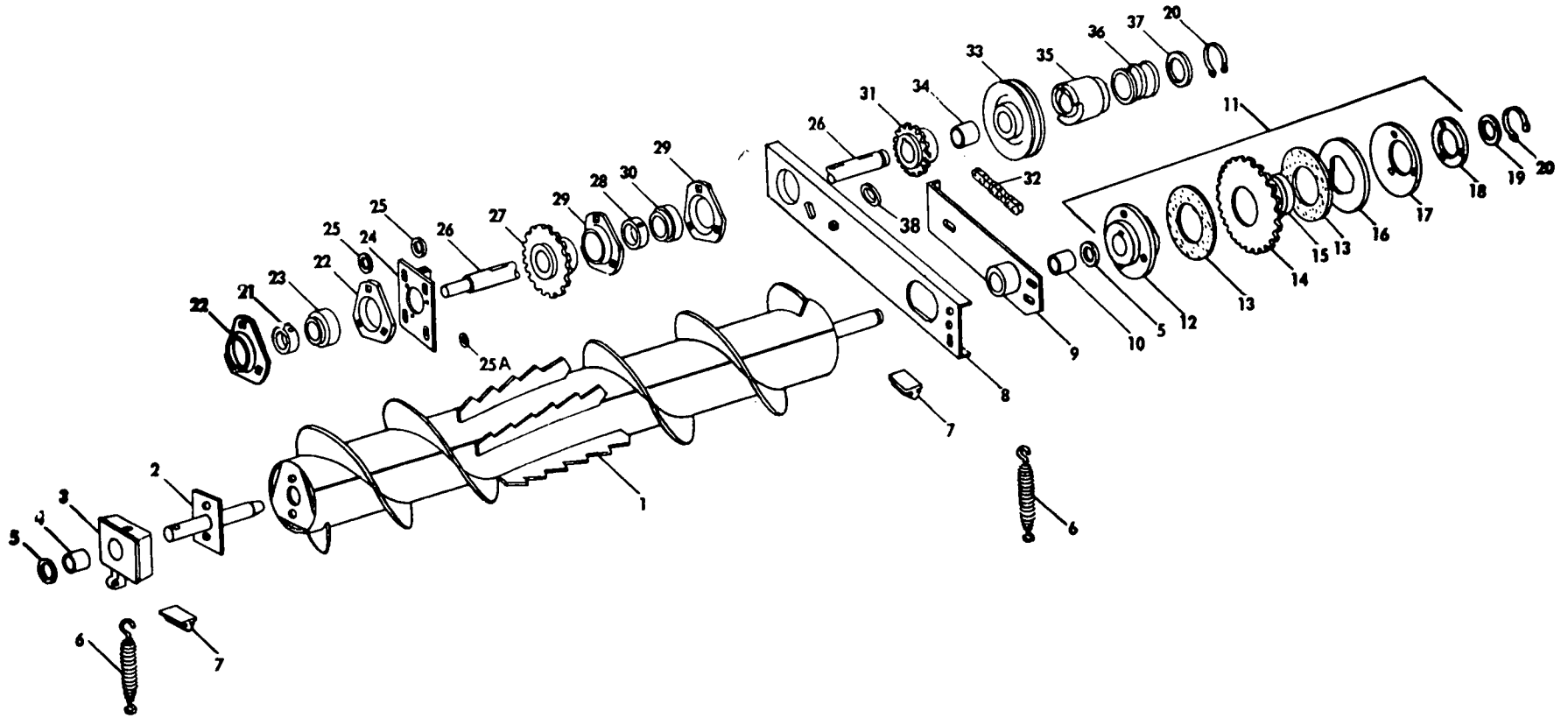
<i>Ref. No.</i>	<i>Part No.</i>	<i>No. used</i>	<i>Description</i>
25	121951 -	32	Reel Tine
26	135883 -	2	Pipe Pivot
27	144296 -	1	Ring Weld Assembly
28	122693 -	1	Bearing Weld Assembly w/Bushing 36819
			1 87414 Grease Fitting
			2 87111 Cap Screw $\frac{1}{2}$ " x $1\frac{1}{2}$ "
			2 87364 Plain Washer $\frac{1}{2}$ "
			2 80671 Lock Washer $\frac{1}{2}$ "
			2 84946 Nut $\frac{1}{2}$ "

**MODEL 717-S SICKLE BAR
SHIELDING KIT PART NO. 159408**



Ref. No.	Part No.	No. used	Description
1	159404	1	'V' Belt Drive Guard
		3	80840 Wing Nut $\frac{3}{8}$ "
		3	80680 Spring Washer $\frac{3}{8}$ "
2	159405	1	Front Bracket
		1	87624 Bolt $\frac{3}{8}$ " x 1"
		1	84969 Nut $\frac{3}{8}$ "
		1	80680 Spring Washer $\frac{3}{8}$ "
3	158314	1	Guard Support Weld Assembly
		2	88573 Bolt $\frac{1}{4}$ " x $\frac{3}{4}$ "
		2	80682 Spring Washer $\frac{1}{4}$ "
4	159407	1	Front Bracket
		2	87623 Bolt $\frac{3}{8}$ " x $\frac{3}{4}$ "
		2	84969 Nut $\frac{3}{8}$ "
		2	80680 Spring Washer $\frac{3}{8}$ "
5	158272	1	Bracket Weld Assembly
		4	84468 Pan Head Screw $\frac{1}{2}$ " x $\frac{5}{8}$ "
		4	80682 Spring Washer $\frac{1}{4}$ "
6	158271	1	Sprocket Guard
7	151696	1	Pick-up Reel Shaft End Guard

MODEL 737 SICKLE BAR
AUGER AND AUGER DRIVE GROUP



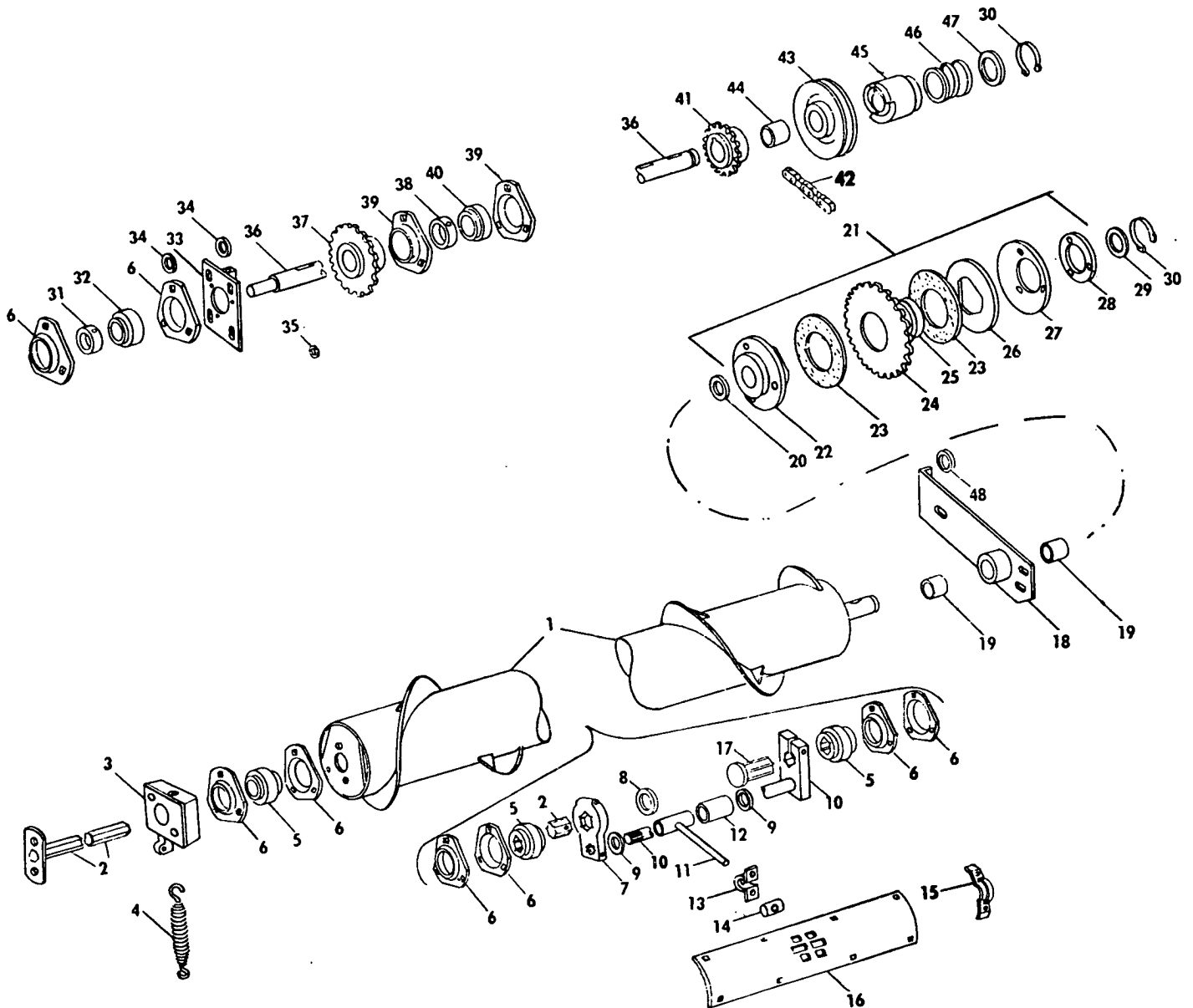
MODEL 737 SICKLE BAR
AUGER AND AUGER DRIVE GROUP

<i>Ref. No.</i>	<i>Part No.</i>	<i>No. used</i>	<i>Description</i>
1	122618	1	Auger Weld Assembly
2	122620	1	Shaft Weld Assembly 1 84064 Groove Pin $\frac{1}{4}$ " x $1\frac{3}{4}$ " 2 87909 Cap Screw $\frac{1}{2}$ " x 1" 2 80679 Lock Washer $\frac{1}{2}$ "
3	122621	1	Bearing Block with Bushing 1 87414 Grease Fitting $\frac{1}{4}$ "-28
4	27650	1	Bearing Block Bushing
5	27696	A/R	Space Washer $1\frac{3}{32}$ " I.D. x 2" O.D. x .060"
6	43295	2	Auger Holddown Spring
7	138140	2	Neoprene Bumper
8	122616	1	Channel Weld Assembly 1 80409 Set Screw, Square Head, Cup Point $\frac{3}{8}$ " x $1\frac{1}{2}$ " 1 84969 Jam Nut $\frac{3}{8}$ "
9	122617	1	Bearing Bracket with Bushings 1 87414 Grease Fitting $\frac{1}{4}$ "-28 3 88434 Cap Screw $\frac{3}{8}$ " x $\frac{3}{4}$ " 3 87016 Plain Washer $\frac{3}{8}$ " 1 80680 Lock Washer $\frac{3}{8}$ " 2 84040 Lock Nut $\frac{3}{8}$ "
10	27639	2	Bearing Bracket Bushing
11	122619	1	Clutch Assembly (Includes Ref. 12 thru 18) 1 87053 Woodruff Key $127\frac{1}{4}$ " x $2\frac{1}{8}$ "
12	122672	1	Clutch Hub
13	127434	2	Friction Disc
14	49842	1	Sprocket with Ref. 15 Bushing, RC 50 33T
15	49686	1	Sprocket Bushing
16	49683	1	Clutch Plate
17	121092	1	Spring Washer
18	126287	1	Clutch Washer 3 87542 Cap Screw $\frac{3}{8}$ " (N.F.) x $1\frac{1}{4}$ ", Grade 5
19	48360	A/R	Space Washer $1\frac{1}{4}$ " I.D. x $1\frac{9}{16}$ " O.D. x .060"
20	40974	2	Retaining Ring
21	38260	1	Bearing Collar
22	43056	2	Bearing Flange 3 88197 Bolt, Short Square Neck $\frac{5}{16}$ " x $\frac{5}{8}$ " 3 80681 Lock Washer $\frac{5}{16}$ " 3 84943 Nut $\frac{5}{16}$ "
23	38261	1	Ball Bearing
24	122614	1	Bracket Weld Assembly 4 88206 Cap Screw $\frac{3}{8}$ " x 1" 4 80680 Lock Washer $\frac{3}{8}$ " 1 80409 Set Screw, Square Head, Cup Point $\frac{3}{8}$ " x $1\frac{1}{2}$ " 1 84969 Jam Nut $\frac{3}{8}$ "
25	29962	8	Plain Washer $1\frac{1}{8}$ " O.D. x $\frac{1}{8}$ " thick
25A	48604	4	Spacer $\frac{1}{2}$ " O.D. x $\frac{1}{4}$ " long
26	122624	1	Drive Shaft $22\frac{7}{8}$ " long
27	40309	1	Sprocket Weld Assembly 1 80391 Set Screw, Square Head, Cup Point $\frac{3}{8}$ " x $\frac{3}{4}$ " 1 84969 Jam Nut $\frac{3}{8}$ " 1 84241 Woodruff Key $\frac{5}{16}$ " x $1\frac{1}{4}$ "
28	38767	1	Bearing Collar
29	43048	2	Bearing Flange 3 88434 Cap Screw $\frac{3}{8}$ " x $\frac{3}{4}$ " 3 80680 Lock Washer $\frac{3}{8}$ "
30	38766	1	Ball Bearing
31	49640	1	Auger Drive Sprocket RC 50, 15T 1 87598 Set Screw, Square Head, Cone Point $\frac{3}{8}$ " x 1" 1 84969 Jam Nut $\frac{3}{8}$ " 1 84361 Woodruff Key $\frac{1}{4}$ " x $1\frac{1}{4}$ "
32	13796	1	Auger Drive Chain, RC 50 71 Links AR 25805 Roller Link, RC 50 AR 25194 Coupler Link, RC 50 AR 25816 Offset Link, RC 50
33	122615	1	Sheave Clutch with Ref. 34 Bushing (Reel Drive)
34	44776	1	Sheave Bushing

MODEL 737 SICKLE BAR
AUGER AND AUGER DRIVE GROUP—(Continued)

<i>Ref. No.</i>	<i>Part No.</i>	<i>No. used</i>	<i>Description</i>
35	122625	1	Clutch 1 46166 Special Woodruff Hypro Key
36	33486	1	Clutch Spring
37	00675	1	Washer, $1\frac{1}{8}$ " I.D. x $2\frac{1}{4}$ " O.D. x .060"
38	124150	1	Washer $\frac{1}{2}$ " I.D. x $1\frac{1}{2}$ " O.D. x .135" thick

**MODEL 717-S SICKLE BAR
AUGER AND AUGER DRIVE GROUP**



1	166123 -	1
2	166107 -	1
3	143787 -	1
4	43295 -	1
5	50775 -	3
6	43056 -	8
7	128438 -	1

Auger Weld Assembly

Shaft Weld Assembly

- 1 80751 Groove Pin $\frac{1}{4}$ " \times $1\frac{1}{4}$ "
- 2 80328 Cap Screw $\frac{3}{8}$ " \times $\frac{3}{4}$ "
- 2 80673 Lock Washer $\frac{3}{8}$ "

Bearing Block Guide

Spring

Hex. Bearing

Bearing Flange

- 9 80330 Cap Screw $\frac{5}{16}$ " \times $\frac{3}{4}$ "
- 3 87539 Bolt, Round Head, Sht. Sq. Neck $\frac{5}{16}$ " \times $\frac{3}{4}$ "
- 12 80674 Lock Washer $\frac{7}{16}$ "
- 3 84929 Nut $\frac{5}{16}$ "

Block

- 1 88402 Cap Screw $\frac{3}{8}$ " \times $1\frac{3}{4}$ ", Grade 5
- 1 88412 Cap Screw $\frac{3}{8}$ " \times $2\frac{1}{4}$ ", Grade 5
- 2 80673 Lock Washer $\frac{3}{8}$ "
- 2 84930 Nut $\frac{3}{8}$ "

MODEL 717-S SICKLE BAR
AUGER AND AUGER DRIVE GROUP—(continued)

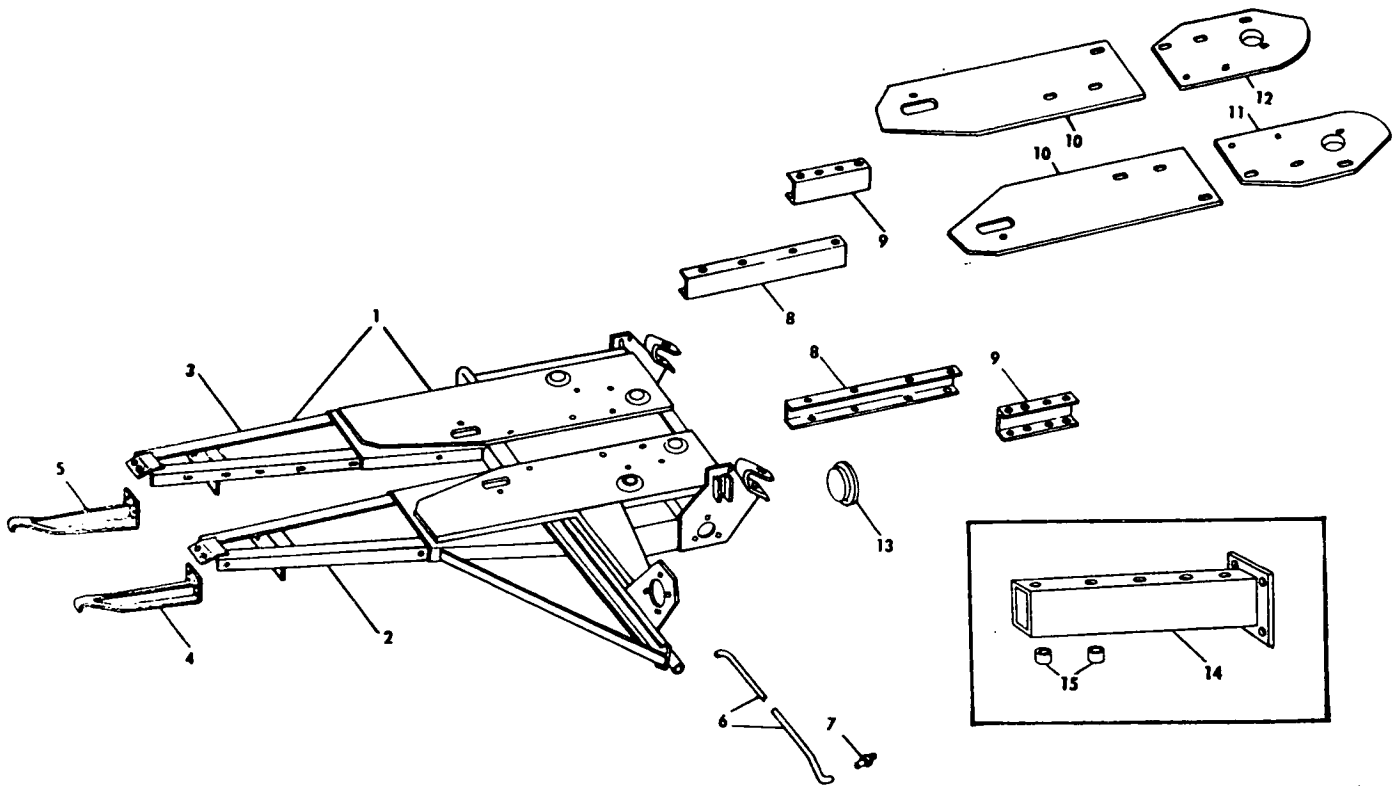
Ref. No.	Part No.	No. used	Description
8	27318 -	A/R	Washer 2" O.D. x 1 $\frac{1}{4}$ " I.D. x .060"
	27317 -	A/R	Washer 2" O.D. x 1 $\frac{1}{4}$ " I.D. x .035"
9	87350 -	2	Plain Washer
10	128441 -	1	Shaft Weld Assembly = 1 88412 Cap Screw $\frac{3}{8}$ " x 2 $\frac{1}{4}$ ", Grade 5 1 80673 Lock Washer $\frac{3}{8}$ " 1 84930 Nut $\frac{3}{8}$ "
11	531313 -	8	Finger Weld Assembly w/Bushing 128465
12	128465 -	8	Bushing
13	128467 -	8	Strap
14	128460 -	8	Bearing Block
15	136142 -	8	Strap 16 80302 Machine Screw, Truss Head $\frac{5}{16}$ " x $\frac{3}{8}$ " 16 88592 Retainer Nut $\frac{5}{16}$ "
16	128446 -	1	Cover Weld Assembly 8 80302 Machine Screw, Truss Head $\frac{5}{16}$ " x $\frac{3}{8}$ " 8 88592 Retainer Nut $\frac{5}{16}$ "
17	121105 -	1	Shaft Weld Assembly
18	122617 -	1	Bearing Bracket with Bushings 1 87414 Grease Fitting $\frac{1}{4}$ "—28 3 80375 Cap Screw $\frac{3}{8}$ " x $\frac{3}{4}$ " 3 84985 Plain Washer $\frac{3}{8}$ " 1 80680 Lock Washer $\frac{3}{8}$ " 2 84040 Lock Nut $\frac{3}{8}$ "
19	27639 -	2	Bearing Bracket Bushing
20	27696 -	A/R	Washer
21	122619 -	1	Clutch Assembly (Includes Ref. 22 thru 28) 1 87053 Woodruff Key 127, $\frac{1}{4}$ " x 2 $\frac{1}{2}$ "
22	122672 -	1	Clutch Hub
23	127434 -	2	Friction Disc
24	49842 -	1	Sprocket with Ref. 25 Bushing RC 50, 33T
25	49686 -	1	Sprocket Bushing
26	49683 -	1	Clutch Plate
27	121092 -	1	Spring Washer
28	126287 -	1	Clutch Washer 3 87542 Cap Screw $\frac{3}{8}$ " (N.F.) x 1 $\frac{1}{4}$ ", Grade 5
29	48360 -	A/R	Space Washer 1 $\frac{1}{4}$ " I.D. x 1 $\frac{9}{16}$ " O.D. x .060"
30	40974 -	2	Retaining Ring
31	38260 -	1	Bearing Collar
32	38261 -	1	Ball Bearing
33	122614 -	1	Bracket Weld Assembly 4 87049 Cap Screw $\frac{3}{8}$ " x 1" 4 80680 Lock Washer $\frac{3}{8}$ " 1 80409 Set Screw, Sq. Hd. Cup Point $\frac{3}{8}$ " x 1 $\frac{1}{2}$ " 1 84969 Jam Nut $\frac{3}{8}$ "
34	29962 -	8	Plain Washer 1 $\frac{1}{8}$ " O.D. x $\frac{1}{8}$ " Thick
35	48604 -	4	Spacer $\frac{1}{8}$ " O.D. x $\frac{1}{4}$ " Long
36	122624 -	1	Drive Shaft 22 $\frac{1}{2}$ " Long
37	40309 -	1	Sprocket Weld Assembly 1 80391 Set Screw, Sq. Hd. Cup Point $\frac{3}{8}$ " x $\frac{3}{4}$ " 1 84969 Jam Nut $\frac{3}{8}$ " 1 84241 Woodruff Key $\frac{5}{16}$ " x 1 $\frac{1}{4}$ "
38	38767 -	1	Bearing Collar
39	43048 -	2	Bearing Flange 3 87280 Cap Screw $\frac{3}{8}$ " x $\frac{3}{8}$ " 3 80680 Lock Washer $\frac{3}{8}$ "
40	38766 -	1	Ball Bearing

MODEL 717-S SICKLE BAR
AUGER AND AUGER DRIVE GROUP—(Continued)

<i>Ref. No.</i>	<i>Part No.</i>	<i>No. used</i>	<i>Description</i>
41	49640	1	Auger Drive Sprocket RC 50, 15T 1 87598 Set Screw, Sq. Hd., Cone Point $\frac{3}{8}$ " x 1" 1 84969 Jam Nut $\frac{3}{8}$ " 1 84361 Woodruff Key $\frac{1}{4}$ " x $1\frac{1}{4}$ "
42	13796	1	Auger Drive Chain RC 50, 71 Links A/R 25805 Roller Link RC 50 A/R 25194 Coupler Link RC 50 A/R 25816 Offset Link RC 50
43	122615	1	Sheave Clutch with Ref. 44 Bushing (Reel Drive)
44	44776	1	Sheave Bushing
45	122625	1	Clutch 1 87414 Grease Fitting 1 46166 Special Woodruff Hypro Key
46	33486	1	Clutch Spring
47	00675	1	Washer $1\frac{1}{4}$ " I.D. x $2\frac{1}{4}$ " O.D. x .060"
48	124150	1	Washer $\frac{1}{2}$ " I.D. x $1\frac{1}{2}$ " O.D. x .135" Thick 1 80374 Cap Screw $\frac{1}{2}$ " x 1" 1 84236 Lock Nut $\frac{1}{2}$ "

A/R—As Required

**MODEL 741 AND 717-R ROW CROP
MAIN FRAME GROUP**

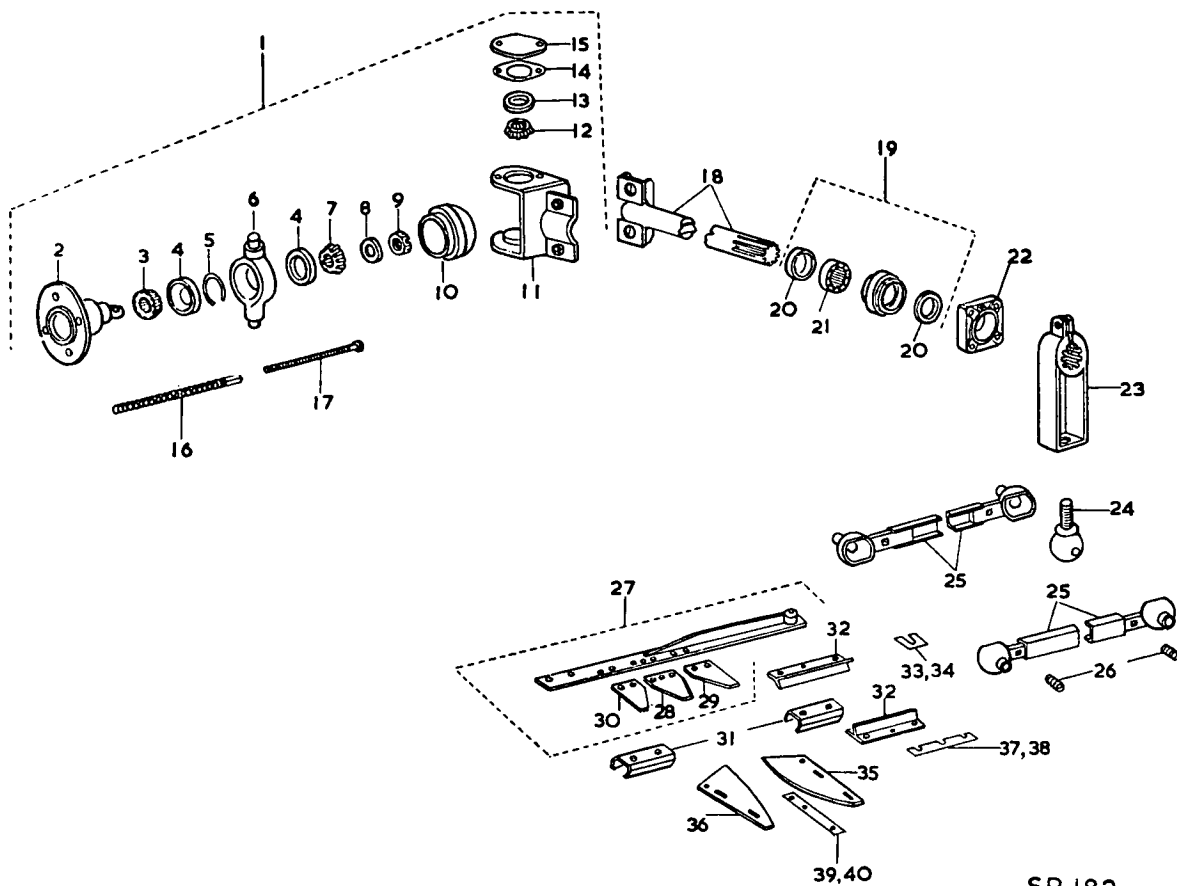


Ref. No.	Part No.	741 No. used	717-R No. used	Description
1	122925	1		Main Frame Weld Assembly (Includes Ref. 2 and 3)
	165682		1	Main Frame Weld Assembly (Includes Ref. 2 and 3)
2	122817	1	1	Frame Extension Weld Assembly, L.H.
				3 88206 Cap Screw $\frac{3}{8}$ " x 1"
				3 80680 Lockwasher $\frac{3}{8}$ "
				3 84944 Nut $\frac{3}{8}$ "
3	122829	1	1	Frame Extension Weld Assembly, R.H.
				3 88206 Cap Screw $\frac{3}{8}$ " x 1"
				3 80680 Lockwasher $\frac{3}{8}$ "
				3 84944 Nut $\frac{3}{8}$ "
4	122739	1	1	Shoe Weld Assembly, L.H.
				2 88206 Cap Screw $\frac{3}{8}$ " x 1"
				2 80680 Lockwasher $\frac{3}{8}$ "
				2 84944 Nut $\frac{3}{8}$ "
5	122740	1	1	Shoe Weld Assembly, R.H.
				2 88206 Cap Screw $\frac{3}{8}$ " x 1"
				2 80680 Lockwasher $\frac{3}{8}$ "
				2 84944 Nut $\frac{3}{8}$ "
6	122952	1	1	Grease Line
7	37581	2	2	Grease Line Connector, $\frac{1}{8}$ " P.T. to $\frac{1}{8}$ " Tube
8	122946	2	2	Chain Guide, 18 $\frac{1}{2}$ " long
				2 84826 Carriage Bolt $\frac{5}{16}$ " x $\frac{3}{4}$ "
				10 87872 Cap Screw $\frac{5}{16}$ " x $\frac{3}{4}$ "
				4 88543 Cap Screw $\frac{5}{16}$ " x 1"
				4 87362 Plain Washer $\frac{5}{16}$ "
				16 80681 Lockwasher $\frac{5}{16}$ "
				16 84943 Nut $\frac{5}{16}$ "

**MODEL 741 AND 717-R ROW CROP
MAIN FRAME GROUP**

<i>Ref. No.</i>	<i>Part No.</i>	741 <i>No. used</i>	717-R <i>No. used</i>	<i>Description</i>
8A	127046	2	2	Chain Guide 16" long
				6 88573 Cap Screw $\frac{1}{4}$ " x $\frac{3}{4}$ "
				6 87361 Plain Washer $\frac{1}{4}$ "
				6 80682 Lockwasher $\frac{1}{4}$ "
				6 84942 Nut $\frac{1}{4}$ "
				6 87872 Cap Screw $\frac{5}{16}$ " x $\frac{3}{4}$ "
				6 87362 Plain Washer $\frac{5}{16}$ "
				6 80681 Lockwasher $\frac{5}{16}$ "
				6 84943 Nut $\frac{5}{16}$ "
9	122912	2	2	Support Channel $7\frac{1}{8}$ " long
				10 87872 Cap Screw $\frac{5}{16}$ " x $\frac{3}{4}$ "
				10 80681 Lockwasher $\frac{5}{16}$ "
				10 84943 Nut $\frac{5}{16}$ "
10	165670		2	Support Plate
	122951	2		Support Plate
11	122932	1	1	Stripper Weld Assembly, L.H.
				2 84826 Carriage Bolt $\frac{5}{16}$ " x $\frac{3}{4}$ "
				2 87362 Plain Washer $\frac{5}{16}$ "
				2 80681 Lockwasher $\frac{5}{16}$ "
				2 84943 Nut $\frac{5}{16}$ "
12	122931	1	1	Stripper Weld Assembly, R.H.
				2 84826 Carriage Bolt $\frac{5}{16}$ " x $\frac{3}{4}$ "
				2 87362 Plain Washer $\frac{5}{16}$ "
				2 80681 Lockwasher $\frac{5}{16}$ "
				2 84943 Nut $\frac{5}{16}$ "
13	122918	2	2	Closure Pan
14	122587	2	2	Axle Extension Weld Assembly
15	100635	4	4	Spacer
				4 88173 Cap Screw $\frac{7}{8}$ " x 6"
				8 87365 Plain Washer $\frac{7}{8}$ "
				4 81547 Lockwasher $\frac{7}{8}$ "
				4 84545 Nut $\frac{7}{8}$ "

**MODEL 741 AND 717-R ROW CROP
KNIFE GROUP**



SP 182

Ref. No.	Part No.	741 No. used	717-R No. used	Description
1	122600	1	1	Wobble Joint Assembly (Incorporates Ref. Nos. 2 to 15) 4 87111 Hex. Hd. Bolt $\frac{1}{2}$ " \times $1\frac{1}{2}$ " 4 80679 Lockwasher $\frac{1}{2}$ "
2	132996	1	1	Wobble Shaft
3	48198	1	1	Tapered Roller Bearing Cone with Seal
4	36723	2	2	Tapered Roller Bearing Cup
5	121786	1	1	Retaining Ring
6	121785	1	1	Housing Assembly with Ref. No. 5 Retaining Ring
7	36726	1	1	Tapered Roller Bearing Cone
8	32362	1	1	Washer
9	84996	1	1	Slotted Hex. Nut $\frac{3}{4}$ " N.F. 1 80736 Cotter Pin $\frac{3}{16}$ " \times $1\frac{3}{4}$ "
10	56868	1	1	Hub Cap
11	122295	1	1	Yoke Weld Assembly
12	67372	2	2	Tapered Roller Bearing Cone with Seal
13	36725	2	2	Tapered Roller Bearing Cup
14	67375	A/R	A/R	Shim .005" thick
	126105	A/R	A/R	Shim .007" thick
	126106	A/R	A/R	Shim .020" thick
15	144208	2	2	Bearing Cap 4 87049 Hex. Hd. Bolt $\frac{3}{8}$ " \times 1" 4 80680 Lockwasher $\frac{3}{8}$ " 2 80718 Grease Fitting
16	152452	1	1	Lift Spring c/w Nut
17	36249	1	1	Special Bolt $\frac{5}{8}$ " \times 14" 1 87365 Washer $\frac{5}{8}$ "
18	133000	1	1	Drive Shaft Weld Assembly 2 88494 Hex. Hd. Bolt $\frac{5}{8}$ " \times $1\frac{3}{4}$ " 2 84057 Lockwasher $\frac{5}{8}$ "
19	122623	1	1	Bearing Assembly (Includes 2 of Ref. No. 20 Oil Seals and Ref. No. 21 Bearing)
20	37857	2	2	Oil Seal

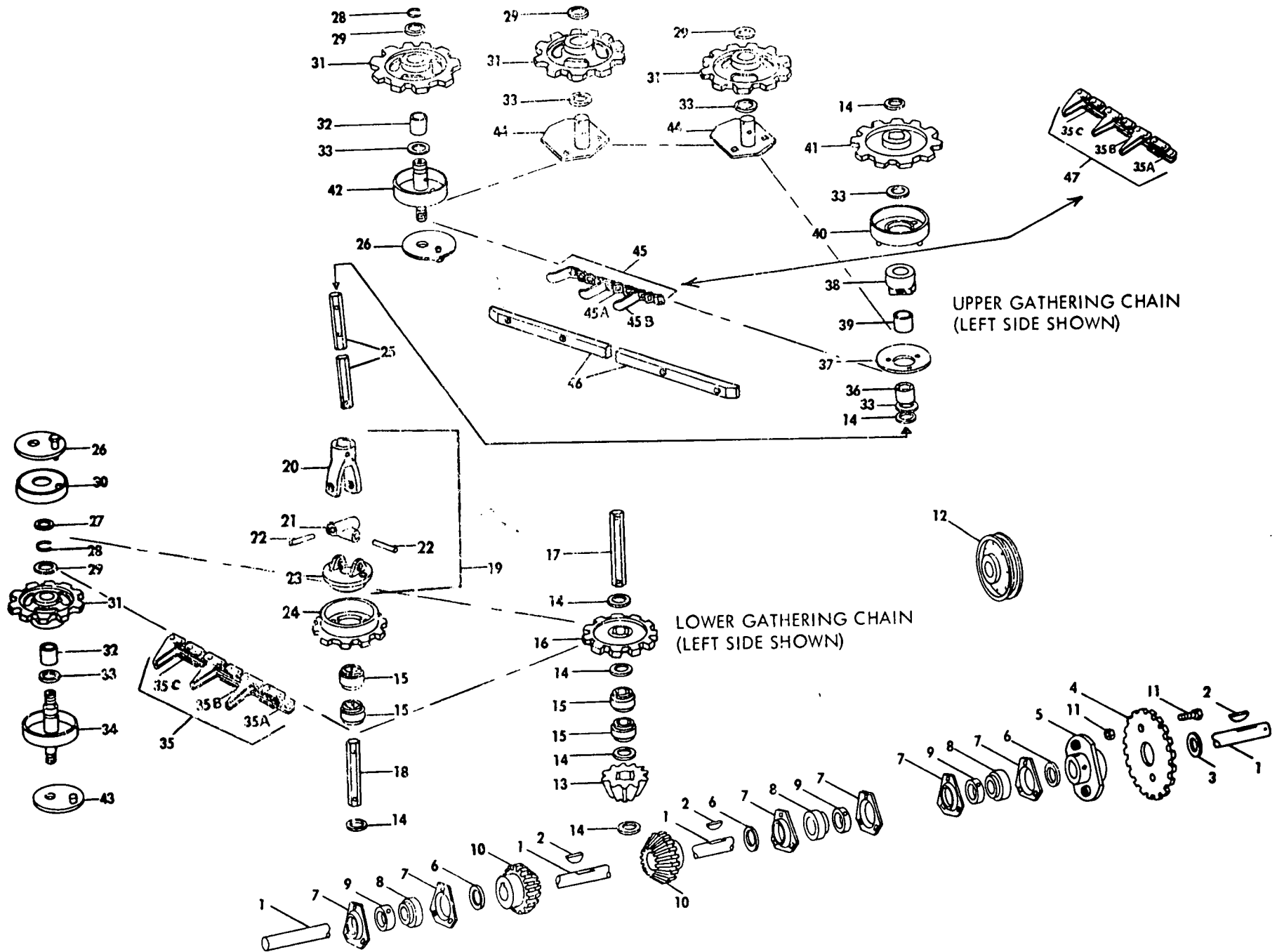
**MODEL 741 AND 717-R ROW CROP
KNIFE GROUP—(Continued)**

Ref. No.	Part No.	741		717-R		Description
		No. used	No. used	No. used	No. used	
21	122677	1		1		Needle Bearing
22	66488	1		1		Bearing Housing
						1 80710 Grease Fitting $\frac{1}{8}$ " B.S.P. Straight
						4 87689 Hex. Hd. Bolt $\frac{1}{2}$ " \times $1\frac{1}{2}$ "
						4 80679 Lockwasher $\frac{1}{2}$ "
						4 84946 Nut $\frac{1}{2}$ "
23	122626	1		1		Sickle Drive Arm
						1 87972 Hex. Hd. Bolt $\frac{1}{2}$ " \times $2\frac{1}{2}$ "
						1 80679 Lockwasher $\frac{1}{2}$ "
						1 84946 Nut $\frac{1}{2}$ "
24	40449	1		1		Knife Head Ball
						1 80679 Lockwasher $\frac{1}{2}$ "
						1 84946 Nut $\frac{1}{2}$ "
25	122921	2		2		Pitman Connecting Link
						2 80869 Grease Fitting $\frac{1}{8}$ " B.S.P. 90°
						2 87582 Bolt Rnd. Hd. Sht. Sq. Nk. $\frac{3}{8}$ " \times $2\frac{3}{4}$ "
						2 87016 Plain Washer $\frac{3}{8}$ "
						2 84040 Locknut
26	47747	2		2		Connecting Link Spring
27	122923	1				Knife Assembly
	143364			1		Knife Assembly
28	39880	1				Sickle Knife (Three hole Section)
						3 88262 Rivet Counter Sunk Hd. $\frac{1}{4}$ " \times $\frac{5}{8}$ "
	138736			1		Sickle Knife (Four Hole Section)
						4 87393 Rivet Counter Sunk Hd. $\frac{1}{4}$ " \times $\frac{3}{4}$ "
29	122768	1				Knife Cleaner L.H. (Two Hole Section)
						2 88262 Rivet Counter Sunk Hd. $\frac{1}{4}$ " \times $\frac{5}{8}$ "
	138737			1		Knife Cleaner (Four Hole Section)
						4 87393 Rivet Counter Sunk Hd. $\frac{1}{4}$ " \times $\frac{3}{4}$ "
30	122769	1				Knife Cleaner R.H. (Two Hole Section)
						2 88262 Rivet Counter Sunk Hd. $\frac{1}{4}$ " \times $\frac{5}{8}$ "
	138737			1		Knife Cleaner (Four Hole Section)
						4 87393 Rivet Counter Sunk Hd. $\frac{1}{4}$ " \times $\frac{3}{4}$ "
31	122902	2		2		Knife Slide
						4 87872 Hex. Hd. Bolt $\frac{5}{16}$ " \times $\frac{3}{4}$ "
						4 80681 Lock Washer $\frac{5}{16}$ "
32	122903	4		4		Knife Guide
						*3 80717 Grease Fitting 45° (Used on 741)
						*3 80711 Grease Fitting 67 $\frac{1}{2}$ ° (Used on 717R)
						8 87840 Carriage Bolt $\frac{3}{8}$ " \times $1\frac{1}{4}$ "
						8 80680 Lock Washer $\frac{3}{8}$ "
						8 84944 Nut $\frac{3}{8}$ "
33	122889	A/R		A/R		Knife Guide Shim .015"
34	122888	A/R		A/R		Knife Guide Shim .030"
35	39827	1		1		Side Knife L.F.
						2 88011 Hex. Hd. Bolt $\frac{3}{8}$ " \times $1\frac{1}{4}$ "
						4 87016 Plain Washer $\frac{3}{8}$ "
						2 80680 Lockwasher $\frac{3}{8}$ "
						2 84944 Nut $\frac{3}{8}$ "
						1 81734 Countersunk Hd. Slotted Screw $\frac{1}{4}$ " \times 1"
						2 87361 Plain Washer $\frac{1}{4}$ "
						1 80682 Lockwasher $\frac{3}{4}$ "
						1 84942 Nut $\frac{1}{4}$ "
36	39826	1		1		Side Knife R.H.
						2 88011 Hex. Hd. Bolt $\frac{3}{8}$ " \times $1\frac{1}{4}$ "
						4 87016 Plain Washer $\frac{3}{8}$ "
						2 80680 Lockwasher $\frac{3}{8}$ "
						2 84944 Nut $\frac{3}{8}$ "
						1 81734 Countersunk Hd. Slotted Screw $\frac{1}{4}$ " \times 1"
						2 87361 Plain Washer $\frac{1}{4}$ "
						1 80682 Lockwasher $\frac{1}{4}$ "
						1 84942 Nut $\frac{1}{4}$ "
37	128654	A/R		A/R		Knife Guide Shim .015"
38	128653	A/R		A/R		Knife Guide Shim .030"
39	43663	A/R		A/R		Knife Shim .036"
40	43662	A/R		A/R		Knife Shim .060"
	136936	A/R		A/R		Knife Shim .015"

* Right Rear Knife Guide uses Grease Line shown on page no. 50

**MODEL 741 ROW CROP
MAIN DRIVE SHAFT AND GATHERING CHAIN GROUP
(LEFT SIDE SHOWN)**

54



MODEL 741 ROW CROP
MAIN DRIVE SHAFT AND GATHERING CHAIN GROUP
(LEFT SIDE SHOWN)

Ref. No.	Part No.	No. used	Description
1	122942	1	Main Cross Shaft
2	87123	3	1 87400 Cotter Pin $\frac{3}{16}$ " x 2"
3	32867	2	Woodruff Key No. 28 $\frac{7}{16}$ " x $2\frac{1}{2}$ "
4	*122737	1	Washer $1\frac{1}{16}$ " I.D. x $2\frac{1}{2}$ " O.D. x .065"
	*122738	1	Change Sprocket W/Sleeves, RC 60, 28T
	*122754	1	Change Sprocket W/Sleeves, RC60, 24T
5	122735	1	Change Sprocket W/Sleeves, RC60, 34T (Optional)
			Sprocket Shear Hub Weld Assembly
		2	80435 Set Screw, Hex. Socket, Cup Point $\frac{3}{8}$ " x $\frac{3}{4}$ "
		2	84969 Hex. Jam Nut $\frac{3}{8}$ "
6	32455	8	Washer $1\frac{3}{8}$ " I.D. x $1\frac{3}{4}$ " O.D. x .060"
7	43048	6	Bearing Flange
		9	87237 Carriage Bolt $\frac{3}{8}$ " x 1"
		9	80680 Lock Washer $\frac{3}{8}$ "
		9	84944 Nut $\frac{3}{8}$ "
8	38766	3	Ball Bearing
9	38767	3	Bearing Collar
		3	80429 Set Screw $\frac{5}{16}$ " x $\frac{5}{16}$ "
10	40912	2	Bevel Pinion
		4	80435 Set Screw, Hex. Socket, Cup Point $\frac{3}{8}$ " x $\frac{3}{4}$ "
		4	84969 Hex. Jam Nut $\frac{3}{8}$ "
11	58118	2	Shear Bolt W/Lock Nut
12	35469	1	Chain Idler Assembly
		1	88207 Cap Screw $\frac{1}{2}$ " x $3\frac{3}{4}$ "
		3	87364 Plain Washer $\frac{1}{2}$ "
		1	80679 Lockwasher $\frac{1}{2}$ "
		1	84946 Nut $\frac{1}{2}$ "
13	122899	2	Bevel Pinion, Hex. Bore
14	26130	26	Washer $1\frac{1}{16}$ " I.D. x $1\frac{3}{8}$ " O.D. x .060"
15	49436	8	Ball Bearing Hex. Bore
16	122950	2	Sprocket, Rear 11T
17	122949	2	Rear Pinion Shaft $6\frac{1}{2}$ " long
		2	80740 Cotter Pin $\frac{1}{8}$ " x $1\frac{1}{2}$ "
18	122797	2	Universal Shaft, Short $4\frac{1}{2}$ " long
		2	80740 Cotter Pin $\frac{1}{8}$ " x $1\frac{1}{2}$ "
		2	84064 Drive-Lok Pin $\frac{1}{4}$ " x $1\frac{3}{4}$ "
19	122808	2	'U' Joint Assembly (Includes Ref. Nos. 20, 21, 22 and 23)
20	122877	2	Yoke
21	122878	2	Universal Block
		2	80721 Grease Fitting, $\frac{1}{4}$ "-28 45°
22	122879	4	Pin $2\frac{5}{8}$ " long
		A/R	88426 Space Washer $\frac{7}{16}$ "
23	122876	2	Yoke and Flange
24	122953	2	Sprocket and Shield Weld Assembly
		4	88434 Cap Screw $\frac{3}{8}$ " x $\frac{3}{4}$ ", Grade 5 (Peen after assembly)
25	122941	2	Universal Shaft, $15\frac{3}{4}$ "
		2	80740 Cotter Pin $\frac{1}{8}$ " x $1\frac{1}{2}$ "
		2	84064 Drive-Lok Pin $\frac{1}{4}$ " x $1\frac{3}{4}$ "
26	52505	4	Bracket Weld Assembly
27	27697	2	Special Washer $\frac{3}{16}$ " I.D. x $1\frac{1}{16}$ " O.D.
28	42973	4	Retaining Ring
29	26129	24	Washer $1\frac{1}{16}$ " I.D. x $1\frac{9}{16}$ " O.D. x .036"
30	122744	2	Shield Weld Assembly
31	122885	8	Idler Sprocket with Ref. 32 Bushing, 9T
32	27428	8	Idler Sprocket Bushing
33	33261	14	Washer $1\frac{1}{16}$ " I.D. x $1\frac{3}{4}$ " O.D. x .060"

* See page 14 (Ref. 50) for Drive Chain

MODEL 741 ROW CROP

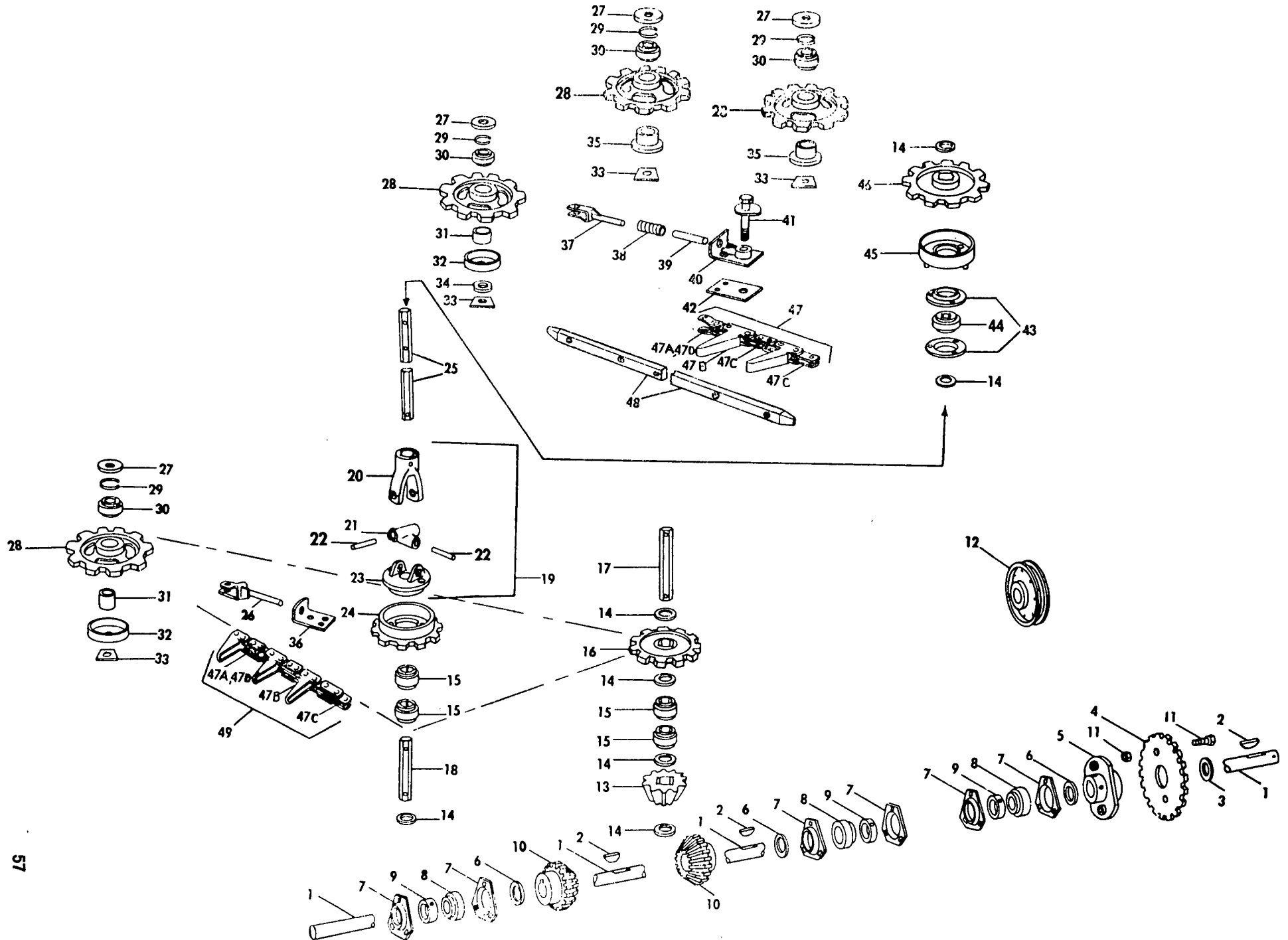
MAIN DRIVE SHAFT AND GATHERING CHAIN GROUP—(Continued)

<i>Ref. No.</i>	<i>Part No.</i>	<i>No. used</i>	<i>Description</i>
34	122731	2	Shaft and Guard Weld Assembly 2 80869 Grease Fitting $\frac{1}{8}$ " P.T., 90° 4 84057 Lockwasher $\frac{5}{8}$ " 4 84947 Nut $\frac{5}{8}$ "
35	122944	2	Lower Gathering Chain Assembly, CA-620 (Roller Type)
35A	43614	A/R	Roller Link
35B	42948	A/R	Attachment Link Assembly (3 Pitches—Long Flight)
35C	128694	A/R	Connector Link, Rivet Type
36	122937	2	Hex. Bore Sleeve
37	36853	2	Bearing Flange
38	122920	2	Spherical Bearing Block Assembly (Includes Ref. 39 Bushing) 2 87414 Grease Fitting $\frac{1}{4}$ "
39	122956	2	Bushing for Ref. 38
40	122922	2	Bearing Flange Weld Assembly 6 80681 Lock Washer $\frac{5}{16}$ " 6 84943 Nut $\frac{5}{16}$ "
41	122938	2	Sprocket, Hex. Bore 9T
42	122730	2	Shaft and Shield Weld Assembly 2 80710 Grease Fitting $\frac{1}{8}$ " P.T., Straight 2 84057 Lockwasher $\frac{5}{8}$ " 2 84947 Nut $\frac{5}{8}$ "
43	122745	2	Holding Plate Weld Assembly
44	122924	4	Shaft and Bracket Weld Assembly 4 80740 Cotter Pin $\frac{1}{8}$ " x $1\frac{1}{2}$ " 4 80869 Grease Fitting $\frac{1}{8}$ " P.T., 90° 8 84867 Carriage Bolt $\frac{3}{8}$ " x $\frac{3}{4}$ " 8 80680 Lockwasher $\frac{3}{8}$ " 8 84944 Nut $\frac{3}{8}$ "
45	*122943	2	Upper Gathering Chain Assembly, 62H (Steel Detachable Type)
45A	*124070	A/R	Plain Link 62H
45B	*127421	A/R	Attachment Link 62H-C113
46	43087	2	Chain Support 10 88356 Carriage Bolt $\frac{1}{4}$ " x 1" 10 87361 Plain Washer $\frac{1}{4}$ " 10 80682 Lockwasher $\frac{1}{4}$ " 10 84942 Nut $\frac{1}{4}$ "
47	122945	2	Upper Gathering Chain Assembly, CA620 (Roller Type) 1 128751 Offset Link

* 122943 Steel Detachable Chain Assembly is no longer available and is replaced by 122945 Roller Type Chain (Ref. 47). However, individual links are available for service of the 122943 Steel Detachable Chain.

MODEL 77-R ROW CROP
MAIN DRIVE SHAFT AND GATHERING CHAIN GROUP (LEFT SIDE SHOWN)

Note. For text see pages 58 and 59



MODEL 717-R ROW CROP
MAIN DRIVE SHAFT AND GATHERING CHAIN GROUP
(LEFT SIDE SHOWN)

Ref. No.	Part No.	No. used	Description
1	122942	1	Main Cross Shaft 1 80812 Cotter Pin $\frac{3}{4}$ " x 2"
2	87123	3	Woodruff Key 28, $\frac{5}{16}$ " x $2\frac{1}{8}$ "
3	32867	2	Washer, $1\frac{1}{4}$ " I.D. x $2\frac{1}{4}$ " O.D. x .065"
4	*122737	1	Change Sprocket w/Sleeves RC 60, 28T
	*122738	1	Change Sprocket w/Sleeves RC 60, 24T
	*122754	1	Change Sprocket w/Sleeves RC 60, 34T (Optional)
5	122735	1	Sprocket Shear Hub Weld Assembly 2 80435 Set Screw, Hex. Socket, Cup Point $\frac{3}{8}$ " x $\frac{3}{4}$ " 2 84969 Hex. Jam Nut $\frac{3}{8}$ "
6	32455	A/R	Washer $1\frac{3}{32}$ " I.D. x $1\frac{3}{4}$ " O.D. x .060"
7	43048	6	Bearing Flange 9 87237 Carriage Bolt $\frac{3}{8}$ " x 1" 9 80680 Lock Washer $\frac{3}{8}$ " 9 84944 Nut $\frac{3}{8}$ "
8	38766	3	Ball Bearing
9	38767	3	Bearing Collar 3 80429 Set Screw $\frac{5}{16}$ " x $\frac{5}{16}$ "
10	40912	2	Bevel Pinion 4 80435 Set Screw, Hex. Socket, Cup Point $\frac{3}{8}$ " x $\frac{3}{4}$ " 4 84969 Hex. Jam Nut $\frac{3}{8}$ "
11	58118	2	Shear Bolt w/Lock Nut
12	35469	1	Chain Idler Assembly 1 87188 Cap Screw $\frac{1}{2}$ " x $3\frac{3}{4}$ " 3 87364 Plain Washer $\frac{1}{2}$ " 1 80679 Lock Washer $\frac{1}{2}$ " 1 84946 Nut $\frac{1}{2}$ "
13	122899	2	Bevel Pinion, Hex. Bore
14	26130	A/R	Washer $1\frac{1}{8}$ " I.D. x $1\frac{3}{8}$ " O.D. x .060"
15	49436	8	Ball Bearing, Hex. Bore
16	122950	2	Sprocket, Rear 11T
17	52581	2	Rear Pinion Shaft $6\frac{1}{2}$ " Long 2 80740 Cotter Pin $\frac{1}{8}$ " x $1\frac{1}{2}$ "
18	122797	2	Universal Shaft, Short, $4\frac{1}{2}$ " Long 2 80740 Cotter Pin $\frac{1}{8}$ " x $1\frac{1}{2}$ " 2 88313 Drive-Lok Pin $\frac{1}{4}$ " x $1\frac{3}{4}$ "
19	122808	2	'U' Joint Assembly (Includes Ref. Nos. 20, 21, 22, and 23)
20	122877	2	Yoke
21	122878	2	Universal Block 2 80721 Grease Fitting $\frac{1}{4}$ "—28, 45°
22	122879	4	Pin $2\frac{5}{8}$ " Long A/R 88426 Space Washer $\frac{7}{16}$ "
23	122876	2	Yoke and Flange
24	122953	2	Sprocket and Shield Weld Assembly 4 87982 Cap Screw $\frac{3}{8}$ " x $\frac{3}{4}$ ", Grade 5 (Peen after assembly)
25	122941	2	Universal Shaft, Long $15\frac{3}{4}$ " 4 80740 Cotter Pin $\frac{1}{8}$ " x $1\frac{1}{2}$ " 2 88313 Drive-Lok Pin $\frac{1}{4}$ " x $1\frac{3}{4}$ "
26	165674	2	Idler Bracket Weld Assembly 2 87349 Plain Washer $\frac{5}{8}$ " 2 84933 Nut $\frac{5}{8}$ " 2 84959 Jam Nut $\frac{5}{8}$ "
27	138728	8	Cap 8 87574 Cap Screw $\frac{5}{8}$ " x $3\frac{1}{2}$ ", Grade 5 8 84057 Lock Washer $\frac{5}{8}$ " 8 84933 Nut $\frac{5}{8}$ "

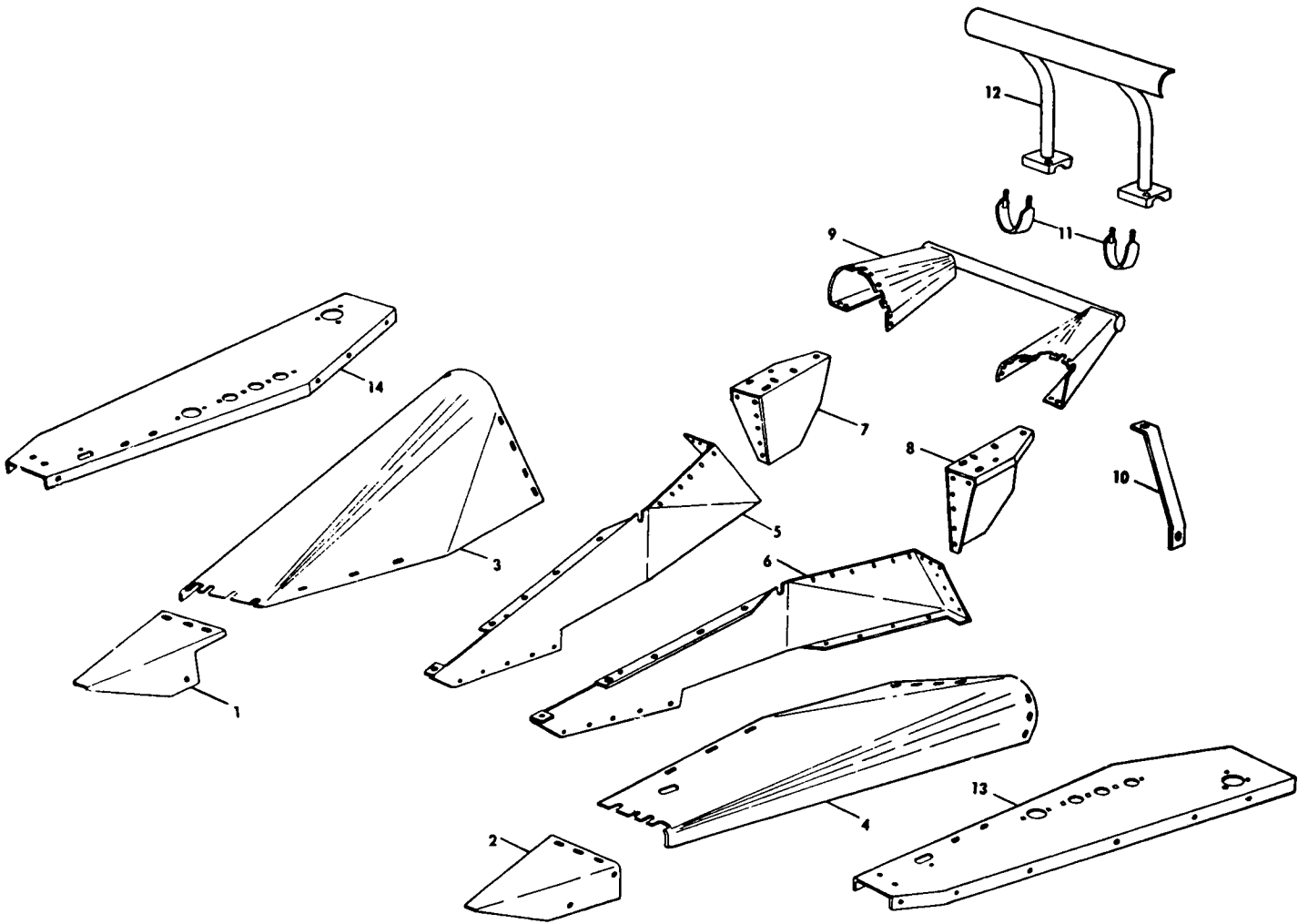
*See page 14 (Ref. 50) for Drive Chain

MODEL 717-R ROW CROP
MAIN DRIVE SHAFT AND GATHERING CHAIN GROUP (Continued)
(LEFT SIDE SHOWN)

Ref. No.	Part No.	No. used	Description
28	138741	8	Sprocket, 9 Tooth
29	12084	8	Retaining Ring
30	66553	8	Bearing
31	27258	4	Stop
32	137467	4	Guard Weld Assembly
33	43513	8	Support Plate
34	137560	2	Washer
35	163198	4	Idler Support Weld Assembly
36	165673	2	Bracket 6 80345 Cap Screw $\frac{3}{8}$ " x $1\frac{1}{4}$ " 6 80673 Lock Washer $\frac{3}{8}$ " 6 84930 Nut $\frac{3}{8}$ "
37	138732	2	Bracket Weld Assembly
38	137575	2	Spring
39	37895	2	Needle Yoke Pivot Pin
40	137558	2	Support Weld Assembly
41	137555	2	Cam Weld Assembly 2 80670 Lock Washer $\frac{5}{8}$ " 2 84933 Nut $\frac{5}{8}$ "
42	137559	2	Base Plate 4 84870 Cap Screw $\frac{3}{8}$ " x $1\frac{1}{4}$ " 4 80680 Lock Washer $\frac{3}{8}$ "
43	36853	2	Flangette
44	50775	2	Hex Bearing
45	122922	2	Flangette Weld Assembly 6 80674 Lock Washer $\frac{5}{16}$ " 6 84929 Nut $\frac{5}{16}$ "
46	122938	2	Sprocket, 9 Tooth
47	122945	2	Upper Gathering Chain Assembly (CA 620) (Roller Type)
47A	43614	A/R	Roller Link
47B	42948	A/R	Attachment Link
47C	128751	A/R	Offset Link
47D	128694	A/R	Connector Link
48	43087	2	Chain Support 10 84623 Bolt, Round Head, Sht. Sq. Neck $\frac{1}{4}$ " x 1" 10 84366 Plain Washer $\frac{1}{4}$ " 10 80675 Lockwasher $\frac{1}{4}$ " 10 84928 Nut $\frac{1}{4}$ "
49	122944	2	Lower Gathering Chain
	A/R—As Required		



**MODEL 741 & 717—R ROW CROP
FENDER AND SIDE SHEET GROUP**



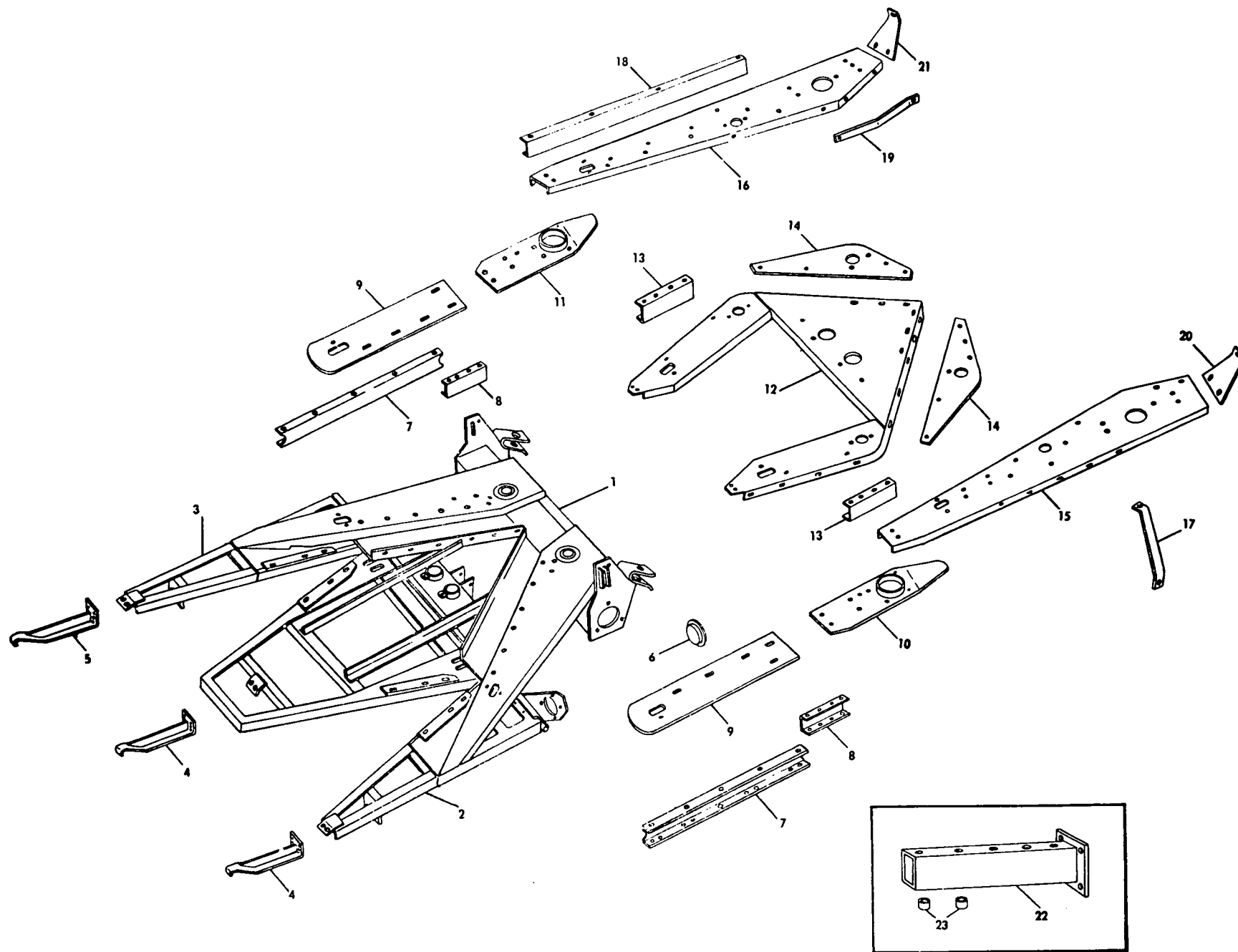
Ref. No.	Part No.	741 No. used	717-R No. used	Description
1	122726	1	1	Point Weld Assembly, R.H. 4 87255 Machine Screw, Truss Head $\frac{5}{16}$ " x $\frac{5}{8}$ " 4 87362 Plain Washer $\frac{5}{16}$ " 4 80681 Lock Washer $\frac{3}{16}$ " 4 84943 Nut $\frac{5}{16}$ " 2 87101 Machine Screw, Truss Head $\frac{3}{8}$ " x $\frac{3}{4}$ " 2 80680 Lockwasher $\frac{3}{8}$ " 2 84944 Nut $\frac{3}{8}$ "
2	122727	1	1	Point Weld Assembly, L.H. 4 87255 Machine Screw, Truss Head $\frac{5}{16}$ " x $\frac{5}{8}$ " 4 87362 Plain Washer $\frac{5}{16}$ " 4 80681 Lockwasher $\frac{5}{16}$ " 4 84943 Nut $\frac{5}{16}$ " 2 87101 Machine Screw, Truss Head $\frac{3}{8}$ " x $\frac{3}{4}$ " 2 80680 Lock Washer $\frac{3}{8}$ " 2 84944 Nut $\frac{3}{8}$ "
3	122947	1	1	Fender, R.H. 7 87255 Machine Screw, Truss Head $\frac{5}{16}$ " x $\frac{5}{8}$ " 7 87362 Plain Washer $\frac{5}{16}$ " 7 80681 Lockwasher $\frac{5}{16}$ " 7 84943 Nut $\frac{5}{16}$ "

**MODEL 741 & 717—R ROW CROP
FENDER AND SIDE SHEET GROUP**

Ref. No.	Part No.	741 No. used	717—R No. used	Description
4	122948	1	1	Fender, L.H. 7 87255 Machine Screw, Truss Head $\frac{5}{16}$ " x $\frac{5}{8}$ " 7 87362 Plain Washer $\frac{5}{16}$ " 7 80681 Lock Washer $\frac{5}{16}$ " 7 84943 Nut $\frac{5}{16}$ "
5	122934 139674	1 -	- 1	Side Sheet, R.H. Side Sheet, R.H. - 3 88504 Cap Screw $\frac{1}{4}$ " x $\frac{3}{4}$ " 2 87139 Cap Screw $\frac{1}{4}$ " x $\frac{1}{2}$ " 5 84467 Machine Screw, Truss Head $\frac{1}{4}$ " x $\frac{1}{8}$ " 7 84468 Machine Screw, Truss Head $\frac{1}{4}$ " x $\frac{1}{8}$ " 17 87361 Plain Washer $\frac{1}{4}$ " 17 80682 Lock Washer $\frac{1}{4}$ " 17 84942 Nut $\frac{1}{4}$ "
6	122933 144253	1 -	- 1	Side Sheet, L.H. Side Sheet, L.H. - 3 88504 Cap Screw $\frac{1}{4}$ " x $\frac{3}{4}$ " - 2 88504 Cap Screw $\frac{1}{4}$ " x $\frac{3}{4}$ " 5 84467 Machine Screw, Truss Head $\frac{1}{4}$ " x $\frac{1}{8}$ " 7 84468 Machine Screw, Truss Head $\frac{1}{4}$ " x $\frac{1}{8}$ " 17 87361 Plain Washer $\frac{1}{4}$ " 17 80682 Lock Washer $\frac{1}{4}$ " 17 84942 Nut $\frac{1}{4}$ "
7	122939	1	1	Sheet, Rear, R.H. 5 88542 Cap Screw $\frac{1}{4}$ " x $\frac{1}{2}$ " 5 80682 Lock Washer $\frac{1}{4}$ " 5 84942 Nut $\frac{1}{4}$ "
8	122940	1	1	Sheet, Rear, L.H. 5 88542 Cap Screw $\frac{1}{4}$ " x $\frac{1}{2}$ " 5 80682 Lock Washer $\frac{1}{4}$ " 5 84942 Nut $\frac{1}{4}$ "
9	122926	1	1	Fender Tip Weld Assembly 10 87872 Cap Screw $\frac{5}{16}$ " x $\frac{3}{4}$ " 10 87362 Plain Washer $\frac{5}{16}$ " 10 80681 Lock Washer $\frac{5}{16}$ " 10 84943 Nut $\frac{5}{16}$ "
10	122811	2	2	Support Brace 2 88206 Cap Screw $\frac{3}{8}$ " x 1" 2 88011 Cap Screw $\frac{3}{8}$ " x 1 $\frac{1}{4}$ " 4 80680 Lock Washer $\frac{3}{8}$ " 4 84944 Nut $\frac{3}{8}$ "
11	54097	2	2	Stalk Bumper Strap 4 80680 Lock Washer $\frac{3}{8}$ " 4 84944 Nut $\frac{3}{8}$ "
12	133001	1	1	Stalk Bumper Weld Assembly
13	122929 165678	1 -	- 1	Chain Board Weld Assembly, L.H. Chain Board Weld Assembly, L.H. 2 88434 Cap Screw $\frac{3}{8}$ " x $\frac{3}{4}$ " 2 80680 Lock Washer $\frac{3}{8}$ " 2 84944 Nut $\frac{3}{8}$ "
14	122930 165679	1 -	- 1	Chain Board Weld Assembly, R.H. Chain Board Weld Assembly, R.H. 2 88434 Cap Screw $\frac{3}{8}$ " x $\frac{3}{4}$ " 2 80680 Lock Washer $\frac{3}{8}$ " 2 84944 Nut $\frac{3}{8}$ "

MODEL 742, 743, 717-R2 & 717-N2 ROW CROP
MAIN FRAME AND CHAIN BOARD GROUP

62



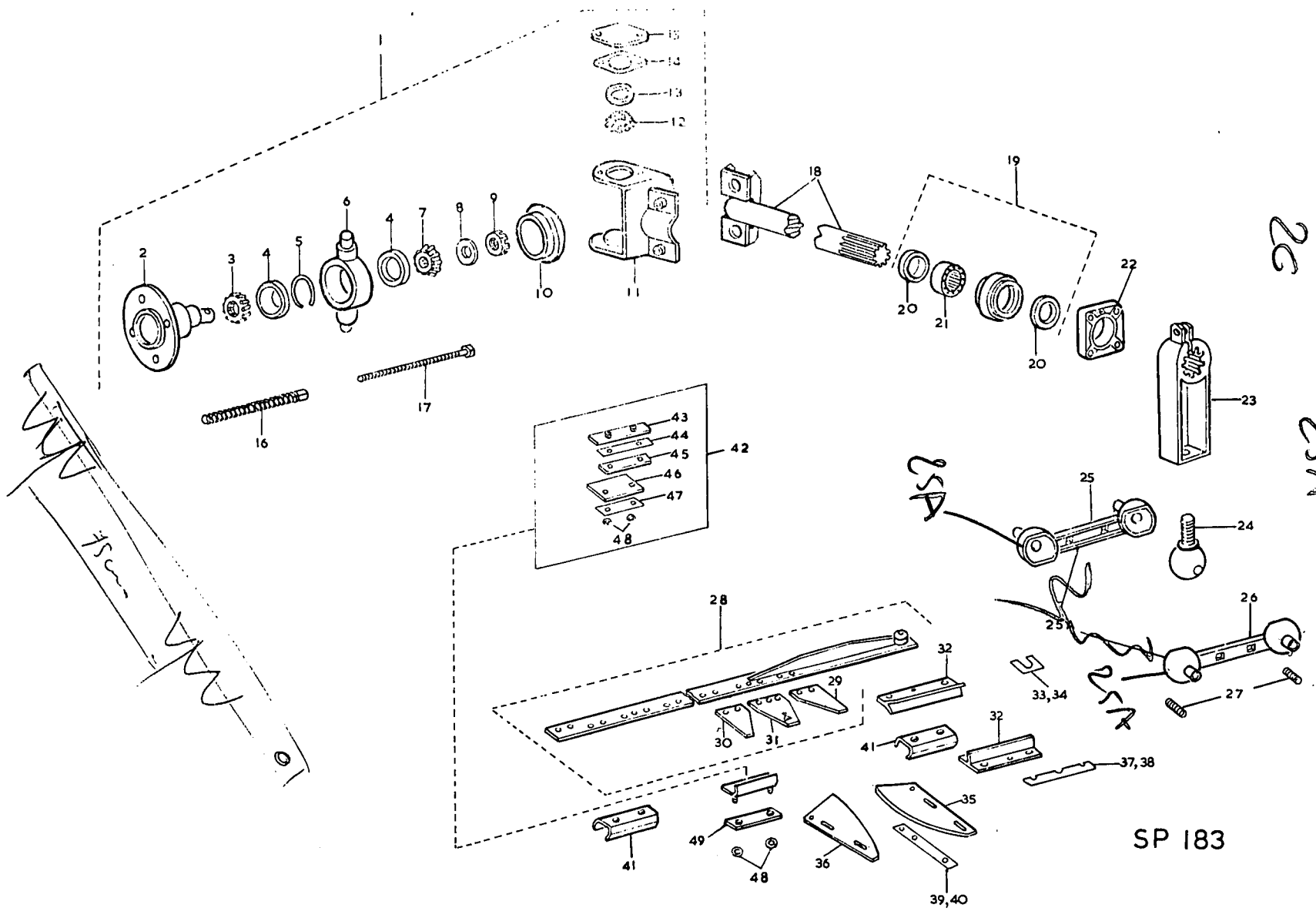
MODEL 742, 743, 717-R2 AND 717-N2
MAIN FRAME AND CHAIN BOARD GROUP

Ref. No.	Part No.	742 No. used	743 No. used	717-R2 No. used	717-N2 No. used	Description			
1	122751	1				Main Frame Weld Assembly (Inc. Ref. 2 & 3)			
	132547		1			Main Frame Weld Assembly (Inc. Ref. 2 & 3)			
	165937				1	Main Frame Weld Assembly (Inc. Ref. 2 & 3)			
	165972					1	Main Frame Weld Assembly (Inc. Ref. 2 & 3)		
2	122817	1	1	1	1	Frame Extension Weld Assembly, L.H.			
	3 88206					Cap Screw $\frac{3}{8}$ " x 1"			
	3 84307					Lockwasher $\frac{3}{8}$ " (Ext. Tooth)			
	3 84944					Nut $\frac{3}{8}$ "			
3	122829	1	1	1	1	Frame Extension Weld Assembly, R.H.			
	3 88206					Cap Screw $\frac{3}{8}$ " x 1"			
	3 84307					Lockwasher $\frac{3}{8}$ " (Ext. Tooth)			
	3 84944					Nut $\frac{3}{8}$ "			
4	122739	2	2	2	2	Shoe Weld Assembly, L.H.			
	4 88206					Cap Screw $\frac{3}{8}$ " x 1"			
	4 80680					Lockwasher $\frac{3}{8}$ "			
	4 84944					Nut $\frac{3}{8}$ "			
5	122740	1	1	1	1	Shoe Weld Assembly, R.H.			
	2 88206					Cap Screw $\frac{3}{8}$ " x 1"			
	2 80680					Lockwasher $\frac{3}{8}$ "			
	2 84944					Nut $\frac{3}{8}$ "			
6	122918	2	2	2	2	Closure Pan			
	7 132749					2	2	2	2
8	122912	2	12			87279	Cap Screw $\frac{1}{4}$ " x $\frac{5}{8}$ "		
			10			87872	Cap Screw $\frac{5}{16}$ " x $\frac{3}{4}$ "		
			12			87361	Washer $\frac{1}{4}$ "		
			10			80681	Lockwasher $\frac{5}{16}$ "		
			12			80682	Lockwasher $\frac{1}{4}$ "		
			10			84943	Nut $\frac{5}{16}$ "		
			12			84942	Nut $\frac{1}{4}$ "		
			2		2	2	2	Support Channel 7 $\frac{1}{8}$ "	
			2					87149	Cap Screw $\frac{5}{16}$ " x $\frac{3}{4}$ "
			10					87872	Cap Screw $\frac{5}{16}$ " x $\frac{3}{4}$ "
9	122897	2				Support Plate			
	132511		2			Support Plate			
10	165730			2	2	Support Plate			
	122753	1				Stripper Weld Assembly L.H.			
132545	1				Stripper Weld Assembly L.H.				
144070				1	Stripper Weld Assembly L.H.				
144075					1	Stripper Weld Assembly L.H.			
11	122746	1				1 88202	Carriage Bolt $\frac{1}{4}$ " x $\frac{1}{2}$ "		
						- 1 88302	Carriage Bolt $\frac{1}{4}$ " x $\frac{3}{4}$ "		
						2 87361	Washer $\frac{1}{4}$ "		
						2 80682	Lockwasher $\frac{1}{4}$ "		
						2 84942	Nut $\frac{1}{4}$ "		
						2 84467	Machine Screw, Truss Head $\frac{1}{4}$ " x $\frac{1}{2}$ "		
						2 84060	Lock Nut $\frac{1}{4}$ "		
								Stripper Weld Assembly R.H.	
								Stripper Weld Assembly R.H.	
								Stripper Weld Assembly R.H.	
12	122728	1				1 88202	Carriage Bolt $\frac{1}{4}$ " x $\frac{1}{2}$ "		
						- 1 88302	Carriage Bolt $\frac{1}{4}$ " x $\frac{3}{4}$ "		
						2 87361	Washer $\frac{1}{4}$ "		
						2 80682	Lockwasher $\frac{1}{4}$ "		
						2 84942	Nut $\frac{1}{4}$ "		
						2 84467	Machine Screw, Truss Head $\frac{1}{4}$ " x $\frac{1}{2}$ "		
						2 84060	Lock Nut $\frac{1}{4}$ "		
								Centre Chain Board Weld Assembly	
								Centre Chain Board Weld Assembly	
				165739		1			4 87872
						4 80681	Lockwasher $\frac{5}{16}$ "		
						4 84943	Nut $\frac{5}{16}$ "		

MODEL 742, 743, 717-R2 AND 717-N2
MAIN FRAME AND CHAIN BOARD GROUP—(Continued)

Ref. No.	Part No.	No. used				Description
		742	743	717-N2	717-R2	
13	132544	2	2	2	2	Middle Chain Guide 8½" long 4 87872 Cap Screw ⅝" × ¾" 4 80681 Lockwasher ⅝" 4 84943 Nut ⅝"
14	122892 132510	2	2	2	2	Support Plate Support Plate 4 84468 Machine Screw, Truss Head ½" × ⅝" 4 80682 Lockwasher ¼" 2 84942 Nut ¼"
15	122742 132526 165738 165957	1	1	1	1	Upper Chain Board Weld Assembly L.H. Upper Chain Board Weld Assembly L.H. Upper Chain Board Weld Assembly L.H. Upper Chain Board Weld Assembly L.H. 2 87872 Cap Screw ⅝" × ¾" 2 88434 Cap Screw ⅝" × ¾" 2 80681 Lockwasher ⅝" 2 80680 Lockwasher ⅝" 2 84943 Nut ⅝" 2 84944 Nut ⅝"
16	122741 132527 165740 165958	1	1	1	1	Upper Chain Board Weld Assembly R.H. Upper Chain Board Weld Assembly R.H. Upper Chain Board Weld Assembly R.H. Upper Chain Board Weld Assembly R.H. 2 87872 Cap Screw ⅝" × ¾" 2 88434 Cap Screw ⅝" × ¾" 2 80681 Lockwasher ⅝" 2 80680 Lockwasher ⅝" 2 84943 Nut ⅝" 2 84944 Nut ⅝"
17	122811	2	2	2	2	Support Brace (Left Side Shown) 2 88206 Cap Screw ⅝" × 1" 2 88011 Cap Screw ⅝" × 1¼" 4 80680 Lockwasher ⅝" 4 84944 Nut ⅝"
18	122891	2	2	2	2	Upper Chain Guide, 30" long (Right Side Shown) 8 88573 Cap Screw ¼" × ¾" 8 87872 Cap Screw ⅝" × ¾" 8 80682 Lockwasher ¼" 8 84942 Nut ¼" 8 80681 Lockwasher ⅝" 8 84943 Nut ⅝"
19	122910 132534	2	2	2	2	Guide Strip Guide Strip 4 84909 Machine Screw, Truss Head ½" × ¾" 4 87361 Plain Washer ¼" 4 80682 Lockwasher ¼" 4 84942 Nut ¼"
20	122908 132535	1	1	1	1	Support Bracket, L.H. Support Bracket, L.H.
		1	3	1	3	87255 Machine Screw, Truss Head ⅝" × ⅝" 87872 Cap Screw ⅝" × ¾" 3 80681 Lockwasher ⅝" 3 84943 Nut ⅝"
21	122909 132536	1	1	1	1	Support Bracket, R.H. Support Bracket, R.H.
		1	3	1	3	87255 Machine Screw, Truss Head ⅝" × ⅝" 87872 Cap Screw ⅝" × ¾" 3 80681 Lockwasher ⅝" 3 84943 Nut ⅝"
22	122587	2	2	2	2	Axle Extension Weld Assembly 4 61294 Cap Screw ⅞" × 6" 8 87363 Plain Washer ⅞" 4 81547 Lockwasher ⅞" 4 84945 Nut ⅞"
23	100635	4	4	4	4	Spacer ¾" long

MODEL 742, 743, 717-R2 & 717-N2 ROW CROP
 KNIFE GROUP



SP 183

**MODEL 742, 743, 717-R2 AND 717-N2 ROW CROP
KNIFE GROUP**

Ref. No.	Part No.	742 No. used	717-R2 No. used	743 No. used	717-N2 No. used	Description
1	122600	1	1	1	1	Wobble Joint Assembly (Incorporates Ref Nos. 2 to 15) 4 87111 Hex. Hd. Bolt $\frac{1}{2}$ " x $1\frac{1}{2}$ " 4 80679 Lockwasher $\frac{1}{2}$ "
2	132996	1	1	1	1	Wobble Shaft
3	48198	1	1	1	1	Tapered Roller Bearing Cone with Seal
4	36723	2	2	2	2	Tapered Roller Bearing Cup
5	121786	1	1	1	1	Retaining Ring
6	121785	1	1	1	1	Housing Assembly with Ref. No. 5 Retaining Ring
7	36726	1	1	1	1	Tapered Roller Bearing Cone
8	32362	1	1	1	1	Washer
9	84996	1	1	1	1	Slotted Hex. Nut $\frac{3}{4}$ " (N.F.) 1 80736 Cotter Pin $\frac{3}{16}$ " x $1\frac{3}{4}$ "
10	56868	1	1	1	1	Hub Cap
11	122295	1	1	1	1	Yoke Weld Assembly
12	67372	2	2	2	2	Tapered Roller Bearing Cone with Seal
13	36725	2	2	2	2	Tapered Roller Bearing Cup
14	67375	A/R	A/R	A/R	A/R	Shim .005" thick
	126105	A/R	A/R	A/R	A/R	Shim .007" thick
	126106	A/R	A/R	A/R	A/R	Shim .020" thick
15	144208	2	2	2	2	Bearing Cap 4 87049 Hex. Hd. Bolt $\frac{3}{8}$ " x 1" 4 80680 Lockwasher $\frac{3}{8}$ " 2 80718 Grease Fitting
16	152452	1	1	1	1	Lift Spring c/w Nut
17	36249	1	1	1	1	Special Bolt $\frac{5}{8}$ " x 14"
18	133000	1	1	1	1	Drive Shaft Weld Assembly 2 88494 Hex. Hd. Bolt $\frac{5}{8}$ " x $1\frac{3}{4}$ " 2 84057 Lockwasher $\frac{5}{8}$ "
19	122623	1	1	1	1	Bearing Assembly (Includes 2 of Ref. No. 20 Oil Seals and Ref. No. 21 Bearing)
20	37857	2	2	2	2	Oil Seal
21	122677	1	1	1	1	Needle Bearing
22	66488	1	1	1	1	Bearing Housing 1 80710 Grease Fitting $\frac{1}{8}$ " B.S.T. Straight 4 87689 Hex. Hd. Bolt $\frac{1}{2}$ " x $1\frac{1}{2}$ " 4 80679 Lockwasher $\frac{1}{2}$ " 4 84946 Nut $\frac{1}{2}$ "
23	122626	1	1	1	1	Sickle Drive Arm 1 87972 Cap Screw $\frac{1}{2}$ " x $2\frac{1}{2}$ " 1 80679 Lockwasher $\frac{1}{2}$ " 1 84946 Nut $\frac{1}{2}$ "
24	40449	1	1	1	1	Knife Head Ball 1 80679 Lockwasher $\frac{1}{2}$ " 1 84946 Nut $\frac{1}{2}$ "
25	35255	1	1	1	1	Pitman Connecting Link
25A	133107			2	2	Pitman Connecting Link 2 84585 Carriage Bolt $\frac{3}{8}$ " x $2\frac{1}{2}$ " 2 84294 Plain Washer $\frac{3}{8}$ " 2 84040 Locknut $\frac{3}{8}$ " 2 87415 Grease Fitting $\frac{1}{4}$ "-28 90°
26	35257	1	1	1	1	Pitman Connecting Link 2 87415 Grease Fitting $\frac{1}{4}$ "-28 90° 2 87582 Bolt, Rnd. Hd. Sht. Sq. Nk. $\frac{3}{8}$ " x $2\frac{3}{4}$ " 2 87016 Plain Washer $\frac{3}{8}$ " 2 84040 Lock Nut $\frac{3}{8}$ "
27	47747	2	2	2	2	Connecting Link Spring
28	122725	1	1	1	1	Knife Assembly
	132500			1	1	Knife Assembly
	143365			1	1	Knife Assembly replaces 144365
	143366 - Replaces by 227838			1	1	Knife Assembly replaces 144366

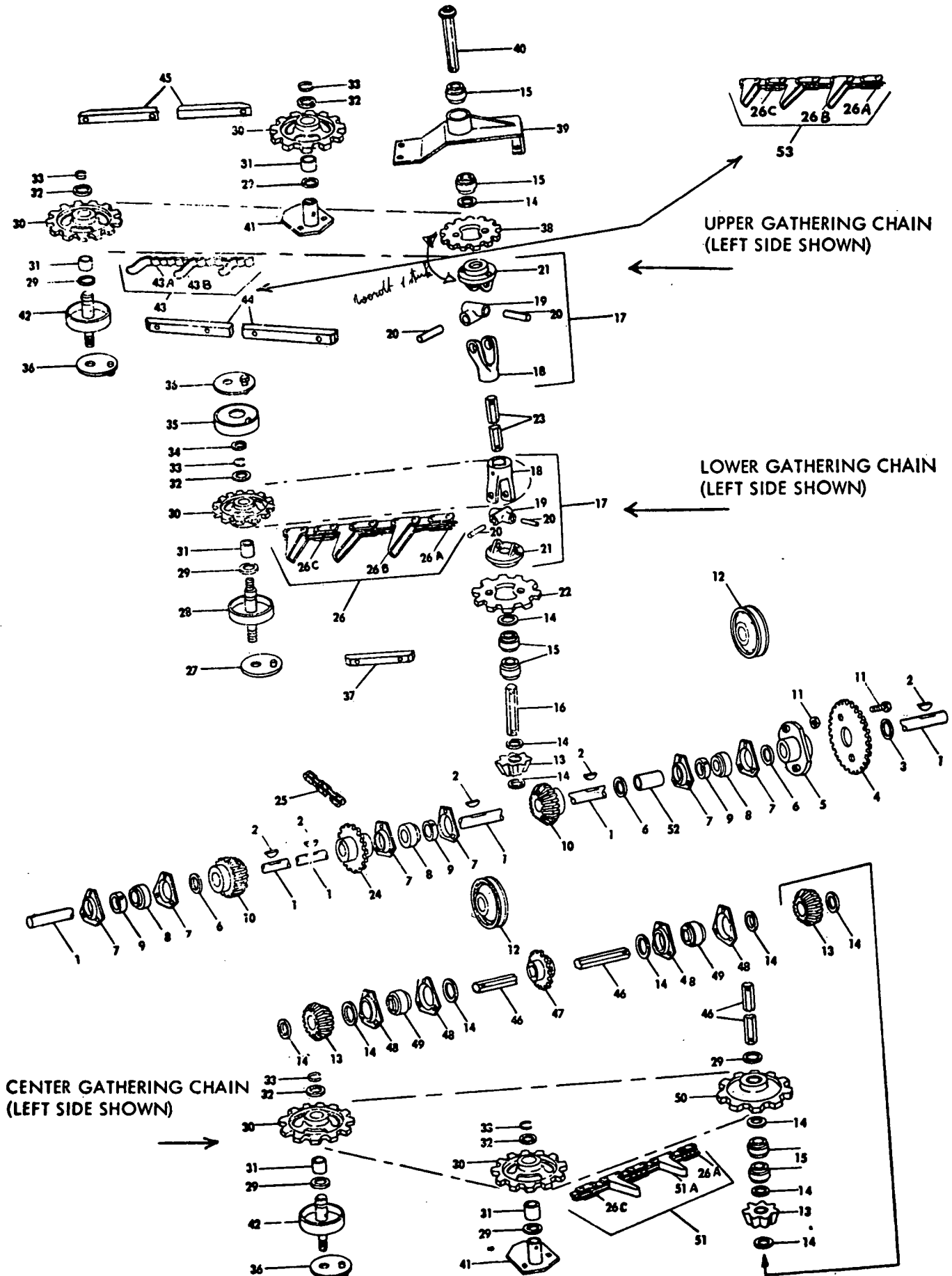
**MODEL 742, 743, 717-R2 AND 717-N2 ROW CROP
KNIFE GROUP—(Continued)**

Ref. No.	Part No.	742 No. used	717-R2 No. used	743 No. used	717-N2 No. used	Description
29	122768	2		2		Knife Cleaner L.H. 4 88262 Rivet Countersunk Hd. $\frac{1}{4}'' \times \frac{5}{8}''$
	138737		2		2	Knife Section Blank 8 87393 Rivet Countersunk Hd. $\frac{1}{4}'' \times \frac{3}{4}''$
30	122769	2		2		Knife Cleaner R.H. 4 88262 Rivet Countersunk Hd. $\frac{1}{4}'' \times \frac{5}{8}''$
	138737		2		2	Knife Section Blank 8 87393 Rivet Countersunk Hd. $\frac{1}{4}'' \times \frac{3}{4}''$
31	39880	2		2		Sickle Knife 6 88262 Rivet Countersunk Hd. $\frac{1}{4}'' \times \frac{5}{8}''$
	138736		2		2	Sickle Knife 8 87393 Rivet Countersunk Hd. $\frac{1}{4}'' \times \frac{3}{4}''$
32	122903	4	4	4	4	Knife Guide A/R 80711 Grease Fitting $\frac{1}{8}''$ B.S.P. 67 $\frac{1}{2}^\circ$ 8 87840 Carriage Bolt $\frac{3}{8}'' \times 1\frac{1}{4}''$ 8 80680 Lockwasher $\frac{3}{8}''$ 8 84944 Nut $\frac{3}{8}''$
33	122889	A/R	A/R	A/R	A/R	Knife Guide Shim .015"
34	122888	A/R	A/R	A/R	A/R	Knife Guide Shim .030"
35	39827	2	2	2	2	Side Knife, L.H. 4 88011 Hex. Hd. Bolt $\frac{3}{8}'' \times 1\frac{1}{4}''$ 8 87016 Plain Washer $\frac{3}{8}''$ 4 80680 Lockwasher $\frac{3}{8}''$ 4 84944 Nut $\frac{3}{8}''$ 2 81734 Countersunk Hd. Slotted Screw $\frac{1}{4}'' \times 1''$ 4 87361 Plain Washer $\frac{1}{4}''$ 2 80682 Lockwasher $\frac{1}{4}''$ 2 84942 Nut $\frac{1}{4}''$
36	39826	2	2	2	2	Side Knife, R.H. 4 88011 Hex. Hd. Bolt $\frac{3}{8}'' \times 1\frac{1}{4}''$ 8 87016 Plain Washer $\frac{3}{8}''$ 4 80680 Lockwasher $\frac{3}{8}''$ 4 84944 Nut $\frac{3}{8}''$ 2 81734 Countersunk Hd. Slotted Screw $\frac{1}{4}'' \times 1''$ 4 87361 Plain Washer $\frac{1}{4}''$ 2 80682 Lockwasher $\frac{1}{4}''$ 2 84942 Nut $\frac{1}{4}''$
37	128654	A/R	A/R	A/R	A/R	Knife Guide Shim .015"
38	128653	A/R	A/R	A/R	A/R	Knife Guide Shim .030"
39	43663	A/R	A/R	A/R	A/R	Knife Shim .036"
40	43662	A/R	A/R	A/R	A/R	Knife Shim .060"
40A	136936	A/R	A/R	A/R	A/R	Knife Shim .015"
41	122902	2	2	2	2	Knife Slide 4 87872 Hex. Hd. $\frac{5}{16}'' \times \frac{3}{4}''$ 4 80681 Lockwasher $\frac{5}{16}''$
42	95259	2	2			Wear Plate Service Kit (Includes 2-130879, 2-130880, 4-130881, 4-130882, 2-130883, 4-88044 and 4-80680)
43	130883	2	2	2	2	Wear Plate Weld Assembly 4 88044 Hex. Hd. Bolt $\frac{3}{8}'' \times 1\frac{1}{2}''$ 4 80680 Lockwasher $\frac{3}{8}''$
44	130881	A/R	A/R	A/R	A/R	Shim .015"
45	130880	2	2	2	2	Spacer
46	130879	2	2	2	2	Wear Plate
47	130882	A/R	A/R	A/R	A/R	Shim .036"
48	34187	4	4	4	4	Washer $\frac{1}{2}''$ I.D. $\times 1''$ O.D. $\times 105''$
49	*122884	A/R				Shim .015" 4 80681 Lockwasher $\frac{5}{16}''$ 4 84943 Nut $\frac{5}{16}''$

88929
 $\frac{1}{4}'' \times \frac{7}{8}''$

* Used on and below Serial No. 1299
A/R — As Required

**MODEL 742 & 743 ROW CROP
MAIN DRIVE SHAFT AND GATHERING CHAIN GROUP
(LEFT SIDE SHOWN)**



MODEL 742 AND 743 ROW CROP
MAIN DRIVE SHAFT AND GATHERING CHAIN GROUP—(Continued)
(LEFT SIDE SHOWN)

Ref. No.	Part No.	742 743		Description
		No. used	No. used	
1	122904	1	1	Main Cross Shaft 1 87400 Cotter Pin $\frac{1}{16}$ " x 2"
2	87123	4	4	Woodruff Key 28, $\frac{5}{16}$ " x $2\frac{1}{8}$ "
3	32867	2	2	Washer $1\frac{1}{2}$ " I.D. x $2\frac{1}{2}$ " O.D. x .065"
4	*122737	1	1	Change Sprocket, W/Sleeves, RC 60, 28T
	*122738	1	1	Change Sprocket, W/Sleeve, RC 60, 24T
	*122754	1	1	Change Sprocket, W/Sleeves, RC 60, 34T (Optional)
5	122735	1	1	Sprocket Shear Hub Weld Assembly 2 80435 Set Screw, Hex. Socket, Cup Point $\frac{3}{8}$ " x $\frac{3}{4}$ " 2 84969 Hex. Jam Nut $\frac{3}{8}$ "
6	32455	7	A/R	Washer $1\frac{3}{4}$ " I.D. x $1\frac{1}{2}$ " O.D. x .060"
7	43048	6	6	Bearing Flange 9 87237 Carriage Bolt $\frac{3}{8}$ " x 1" 9 80680 Lockwasher $\frac{3}{8}$ " 9 84944 Nut $\frac{3}{8}$ "
8	38766	3	3	Ball Bearing
9	38767	3	3	Bearing Collar 3 80429 Set Screw $\frac{5}{16}$ " x $\frac{5}{16}$ "
10	40912	2	2	Bevel Pinion 4 80435 Set Screw, Hex. Socket, Cup Point $\frac{3}{8}$ " x $\frac{3}{4}$ " 4 84969 Hex. Jam Nut $\frac{3}{8}$ "
11	58118	2	2	Shear Bolt W/Lock Nut
12	35469	2	2	Chain Idler Assembly 1 87339 Cap Screw $\frac{1}{2}$ " x 3" 1 88207 Cap Screw $\frac{1}{2}$ " x $3\frac{3}{4}$ " 9 87364 Plain Washer $\frac{1}{2}$ " 2 80679 Lockwasher $\frac{1}{2}$ " 2 84946 Nut $\frac{1}{2}$ "
13	122899	6	6	Bevel Pinion, Hex. Bore
14	26130	37	A/R	Washer $1\frac{1}{4}$ " I.D. x $1\frac{3}{8}$ " O.D. x .060"
15	49436	12	12	Ball Bearing, Hex. Bore, Cylindrical
16	122905	2	2	Rear Pinion Shaft, $5\frac{1}{2}$ " long 2 80740 Cotter Pin $\frac{1}{8}$ " x $1\frac{1}{2}$ " (Not Plated) 2 84064 Groove Pin Type GP3 $\frac{1}{4}$ " x $1\frac{1}{4}$ "
17	122808	4	4	'U' Joint Assembly (Includes Ref. Nos. 18, 19, 20 and 21)
18	122877	4	4	Yoke
19	122878	4	4	Universal Block 4 80721 Grease Fitting $\frac{1}{4}$ -28, 45°
20	122879	8	8	Pin $2\frac{3}{4}$ " long A/R 88426 Space Washer $\frac{7}{16}$ "
21	122876	4	4	Yoke and Flange
22	122873	2	2	Sprocket, 11T 4 88434 Cap Screw $\frac{3}{8}$ " x $\frac{3}{4}$ ", Grade 5 (Peen after assembly)
23	122906	2	2	Universal Shaft, Long, $14\frac{7}{8}$ "
24	122736	1	1	Centre Gathering Chain Drive Sprocket, 18T, RC 50 2 80435 Set Screw, Hex. Socket, Cup Point $\frac{3}{4}$ " x $\frac{3}{8}$ " 2 84969 Hex. Jam Nut $\frac{3}{8}$ "
25	122896	1	1	Drive Chain, RC 50, 70 Links A/R 25805 Roller Link, RC 50 A/R 42472 Coupler Link, RC 50 A/R 25816 Offset Link, RC 50
26	122880	2	2	Lower Gathering Chain Assembly, CA 620 (Roller Type)
26A	43614	A/R	A/R	Roller Link
26B	42948	A/R	A/R	Attachment Link Assembly (3 Pitches—Long Flight)
26C	128694	A/R	A/R	Connector Link, Rivet Type
27	122745	2	2	Holding Plate Weld Assembly
28	122731	2	2	Shaft and Guard Weld Assembly 2 80869 Grease Fitting $\frac{1}{8}$ " P.T. 90° 4 84057 Lockwasher $\frac{5}{8}$ " 4 84947 Nut $\frac{5}{8}$ "
29	33261	14	A/R	Washer $1\frac{1}{4}$ " I.D. x $1\frac{1}{2}$ " O.D. x .060"
30	122885	10	10	Idler Sprocket with Ref. 31 Bushing

See page 14 (Ref. 50) for Drive Chain

MODEL 742 AND 743 ROW CROP

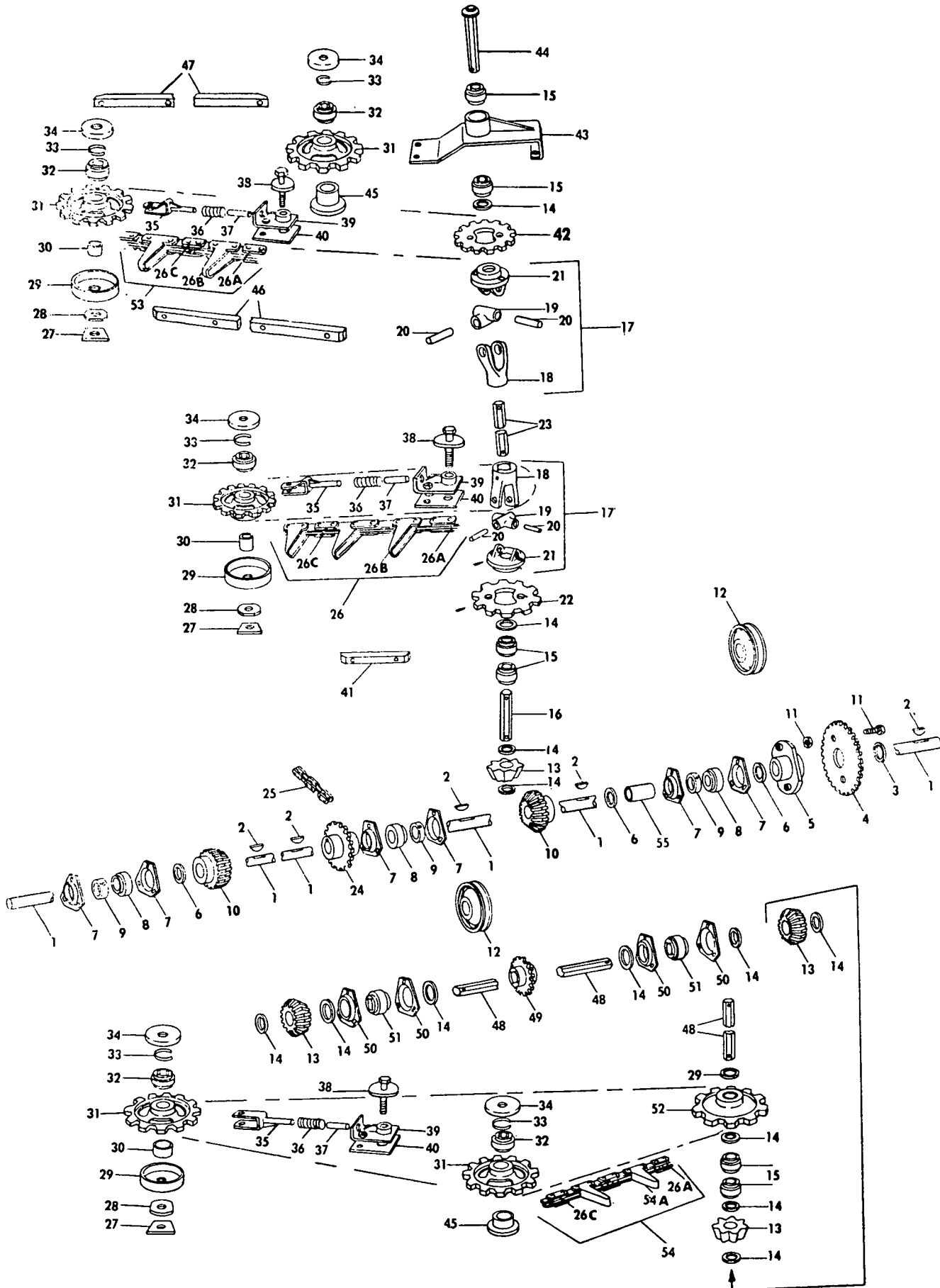
**MAIN DRIVE SHAFT AND GATHERING GROUP—(Continued)
(LEFT SIDE SHOWN)**

Ref. No.	Part No.	742 743		Description
		No. used	No. used	
31	27428	10	10	Idler Sprocket Bushing
32	26129	22	A/R	Washer 1 $\frac{1}{4}$ " I.D. \times 1 $\frac{9}{16}$ " O.D. \times .036"
33	42973	10	10	Retaining Ring
34	27697	2	2	Special Washer 2 $\frac{1}{2}$ " I.D. \times 1 $\frac{1}{16}$ " O.D.
35	122744	2	2	Shield Weld Assembly
36	52505	6	6	Bracket Weld Assembly
37	122898	2	2	Lower Chain Support 10 $\frac{7}{8}$ " long
				4 88356 Carriage Bolt $\frac{1}{4}$ " \times 1"
				4 87361 Plain Washer $\frac{1}{4}$ "
				4 80682 Lockwasher $\frac{1}{4}$ "
				4 84942 Nut $\frac{1}{4}$ "
X 38	122807	2	2	Sprocket, 9T
				4 88434 Cap Screw $\frac{3}{8}$ " \times $\frac{3}{4}$ ", Grade 5 (Peen)
39	122748	2	2	Bracket Weld Assembly
				8 87285 Cap Screw $\frac{3}{8}$ " \times 1"
				8 80680 Lockwasher $\frac{3}{8}$ "
				8 84944 Nut $\frac{3}{8}$ "
40	122743	2	2	Universal Short Shaft Weld Assembly 4 $\frac{1}{2}$ " long
41	122732	4	4	Idler Pin Bracket Weld Assembly
				2 80869 Grease Fitting $\frac{1}{8}$ " P.T., 90°
				2 80710 Grease Fitting $\frac{1}{8}$ " P.T., straight
				4 87237 Carriage Bolt $\frac{3}{8}$ " \times 1"
				4 80680 Lockwasher $\frac{3}{8}$ "
				4 84944 Nut $\frac{3}{8}$ "
42	122730	4	4	Shaft and Shield Weld Assembly
				4 80869 Grease Fitting $\frac{1}{8}$ " P.T., 90°
				4 84057 Lockwasher $\frac{5}{8}$ "
				4 84947 Nut $\frac{5}{8}$ "
43	*122901	2		Upper Gathering Chain, 62H (Steel Detachable Type)
43A	*124070	A/R		Plain Link, 62H
43B	*127421	A/R		Attachment Link, 62H-C113
44	43087	2	2	Chain Support, Upper
				10 88356 Carriage Bolt $\frac{1}{4}$ " \times 1"
				10 87361 Plain Washer $\frac{1}{4}$ "
				10 80682 Lockwasher $\frac{1}{4}$ "
				10 84942 Nut $\frac{1}{4}$ "
45	122887	2	2	Chain Support, Upper, Inside, 17 $\frac{3}{4}$ " long
				6 88356 Carriage Bolt $\frac{1}{4}$ " \times 1"
				6 87361 Plain Washer $\frac{1}{4}$ "
				6 80682 Lockwasher $\frac{1}{4}$ "
				6 84942 Nut $\frac{1}{4}$ "
46	52581	3	3	Hex. Shaft 6 $\frac{1}{2}$ " long
				6 80708 Cotter Pin $\frac{1}{8}$ " \times 1 $\frac{1}{2}$ "
47	122729	1	1	Sprocket, 15T, RC 50
48	43056	4	4	Bearing Flange
				6 87639 Bolt, Short Square Neck $\frac{5}{16}$ " \times $\frac{3}{4}$ "
				6 80681 Lockwasher $\frac{5}{16}$ "
				6 84943 Nut $\frac{5}{16}$ "
49	50775	2	2	Ball Bearing, Hex. Bore, Spherical
50	122938	2	2	Sprocket, Hex. Bore, 9T
51	122886	2	2	Centre Gathering Chain Assembly, CA620 (Roller Type)
51A	43147	A/R	A/R	Attachment Link Assembly (3 Pitches—Short Flight)
52	122913	1	1	Split Spacer 1 $\frac{5}{16}$ " I.D. \times 3 $\frac{5}{16}$ " long
53	122900	2	2	Upper Gathering Chain Assembly, CA620 (Roller Type)

* 122901 Steel Detachable Chain Assembly is no longer available and is replaced by 122900 Roller Type Chain (Ref. 53). However, individual links are available for service of the 122901 Steel Detachable Chain.

**MODEL 742 AND 743 ROW CROP
NOTES**

**MODEL 717-R2 & 717-N2 ROW CROP
MAIN DRIVE SHAFT AND GATHERING CHAIN GROUP
(LEFT SIDE SHOWN)**



MODEL 717-P2 AND 717-N2 ROW CROP
MAIN DRIVE SHAFT AND GATHERING CHAIN GROUP
(LEFT SIDE SHOWN)

Ref. No.	Part No.	717-R2 No. used	717-N2 No. used	Description
1	122904	1	1	Main Cross Shaft 1 80812 Cotter Pin $\frac{3}{16}$ " x 2"
2	87123	4	4	Woodruff Key 28, $\frac{5}{16}$ " x $2\frac{1}{8}$ "
3	32867	2	2	Washer $1\frac{1}{4}$ " I.D. x $2\frac{1}{4}$ " O.D. x .065"
4	*122737	1	1	Change Sprocket w/Sleeves RC 60, 28T
	*122738	1	1	Change Sprocket w/Sleeves RC 60, 24T
	*122754	1	1	Change Sprocket w/Sleeves RC 60, 34T (Optional)
5	122735	1	1	Sprocket Shear Hub Weld Assembly 2 80435 Set Screw, Hex. Socket, Cup Point $\frac{3}{8}$ " x $\frac{3}{4}$ " 2 84969 Hex. Jam Nut $\frac{3}{8}$ "
6	32455	A/R	A/R	Washer $\frac{1}{2}$ " I.D. x $1\frac{3}{4}$ " O.D. x .060"
7	43048	6	6	Bearing Flange 9 87237 Carriage Bolt $\frac{3}{8}$ " x 1" 9 80680 Lock Washer $\frac{3}{8}$ " 9 84944 Nut $\frac{3}{8}$ "
8	38766	3	3	Ball Bearing
9	38767	3	3	Ball Collar 3 80429 Set Screw $\frac{5}{16}$ " x $\frac{5}{16}$ "
10	40912	2	2	Bevel Pinion 4 80435 Set Screw, Hex. Socket, Cup Point $\frac{3}{8}$ " x $\frac{3}{4}$ " 4 84969 Hex. Jam Nut $\frac{3}{8}$ "
11	58118	2	2	Shear Bolt w/Lock Nut
12	35469	2	2	Chain Idler Assembly 1 81695 Cap Screw $\frac{1}{2}$ " x 3" 1 87078 Cap Screw $\frac{1}{2}$ " x 4" 9 87364 Plain Washer $\frac{1}{2}$ " 2 80679 Lock Washer $\frac{1}{2}$ " 2 84946 Nut $\frac{1}{2}$ "
13	122899	6	6	Bevel Pinion, Hex. Bore
14	26130	A/R	A/R	Washer $1\frac{1}{4}$ " I.D. x $1\frac{3}{8}$ " O.D. x .060"
15	49436	12	12	Ball Bearing, Hex. Bore, Cylindrical
16	122905	2	2	Rear Pinion Shaft $5\frac{1}{2}$ " Long 2 80740 Cotter Pin $\frac{1}{8}$ " x $1\frac{1}{2}$ " 2 84064 Drive-Lok Pin $\frac{1}{4}$ " x $1\frac{3}{4}$ "
17	122808	4	4	'U' Joint Assembly (Includes Ref. Nos. 18, 19, 20, and 21)
18	122877	4	4	Yoke
19	122878	4	4	Universal Block 4 80721 Grease Fitting $\frac{1}{4}$ "—28", 45°
20	122879	8	8	Pin $2\frac{3}{4}$ " Long A/R 88426 Space Washer $\frac{7}{16}$ "
21	122876	4	4	Yoke and Flange
22	122873	2	2	Sprocket 11T 4 87982 Cap Screw $\frac{3}{8}$ " x $\frac{3}{4}$ ", Grade 5 (Peen after assembly)
23	122906	2	2	Universal Shaft, Long $14\frac{7}{8}$ "
24	122736	1	1	Centre Gathering Chain Drive Sprocket 18T RC 50 2 80435 Set Screw, Hex. Socket, Cup Point $\frac{3}{8}$ " x $\frac{3}{4}$ " 2 84969 Hex. Jam Nut $\frac{3}{8}$ "
25	122896	1	1	Drive Chain RC 50, 70 Links A/R 25805 Roller Link RC 50 A/R 42472 Coupler Link RC 50 A/R 25816 Offset Link RC 50
26	122880	2	2	Lower Gathering Chain Assembly, CA620 (Roller type) (Long Flight)
26A	43614	A/R	A/R	Roller Link
26B	42948	A/R	A/R	Attachment Link Assembly (3 Pitches—Long Flight)
26C	128694	A/R	A/R	Connector Link, Rivet Type

* See page 14 (Ref. 50) for Drive Chain

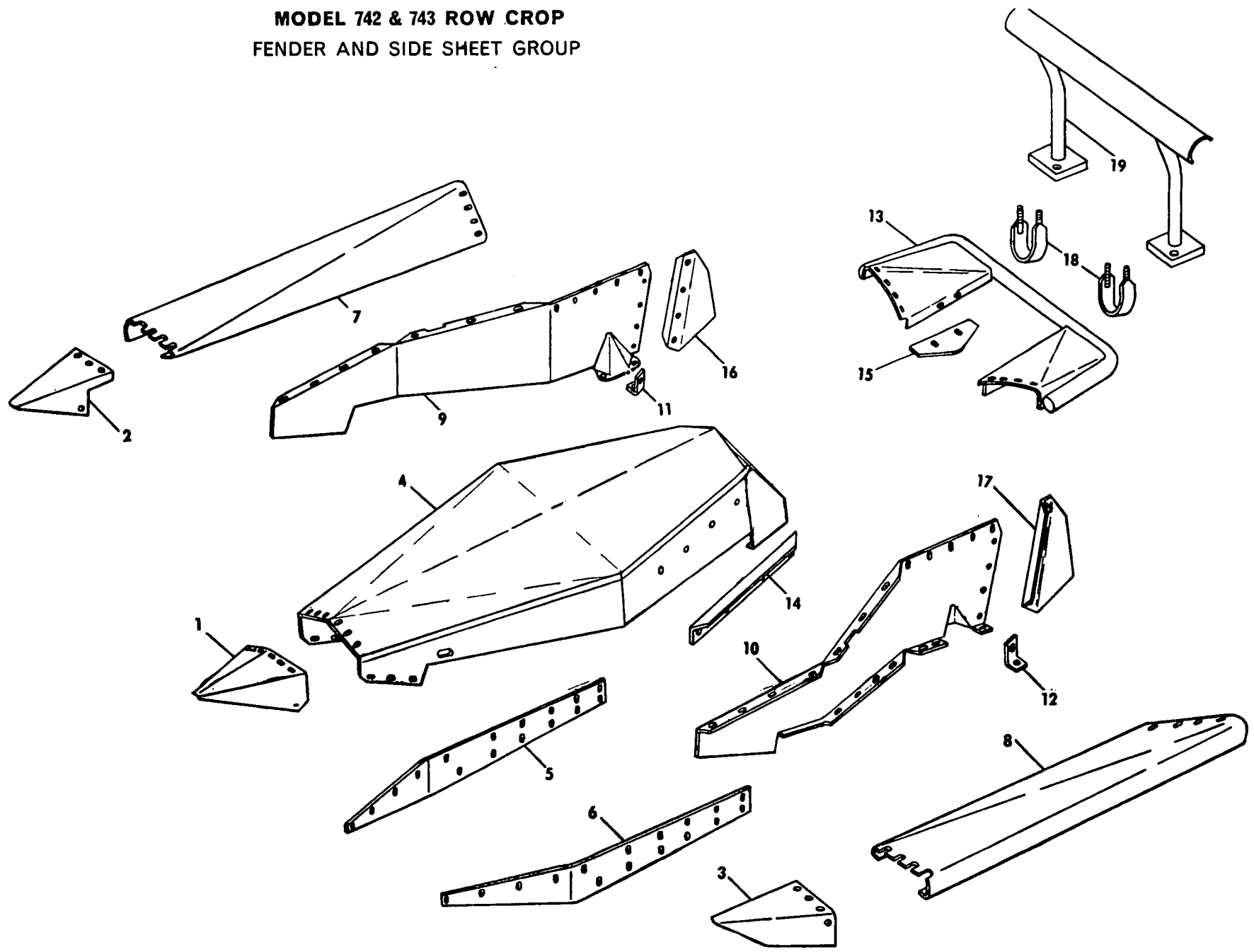
MODEL 717-R2 AND 717-N2 ROW GROUP

**MAIN DRIVE SHAFT AND GATHERING CHAIN GROUP—(Continued)
(LEFT SIDE SHOWN)**

Ref. No.	Part No.	717-R2 No. used	717-N2 No. used	Description
27	43513	6	6	Support Plate
28	137560	6	6	Washer
29	137467	6	6	Guard Weld Assembly
30	27258	6	6	Stop
31	138741	10	10	Sprocket, 9 Tooth
32	66553	10	10	Bearing
33	12084	10	10	Retaining Ring
34	138728	10	10	Cap 10 87574 Cap Screw $\frac{5}{8}$ " \times $3\frac{1}{2}$ ", Grade 5 4 80695 Plain Washer $\frac{5}{8}$ " 10 80670 Lock Washer $\frac{5}{8}$ " 10 84933 Nut $\frac{5}{8}$ "
35	138732	6	6	Bracket Weld Assembly
36	137575	6	6	Spring
37	37895	6	6	Pin
38	137555	6	6	Cam Weld Assembly 6 80670 Lock Washer $\frac{5}{8}$ " 6 84933 Nut $\frac{5}{8}$ "
39	137558	6	6	Support Plate Weld Assembly
40	137559	6	6	Base Plate 12 84870 Cap Screw $\frac{3}{8}$ " \times $1\frac{1}{5}$ " 12 80680 Lock Washer $\frac{3}{8}$ "
41	122898	2	2	Lower Chain Support $10\frac{7}{8}$ " Long 4 88356 Carriage Bolt $\frac{1}{4}$ " \times 1" 4 87361 Plain Washer $\frac{1}{4}$ " 4 80682 Lock Washer $\frac{1}{4}$ " 4 84942 Nut $\frac{1}{4}$ "
42	122807	2	2	Sprocket, 9 Tooth 4 87982 Cap Screw, $\frac{3}{8}$ " \times $\frac{3}{4}$ ", Grade 5 (Peen after assembly)
43	166205	2	2	Bracket Weld Assembly 8 87285 Cap Screw $\frac{3}{8}$ " \times $\frac{7}{8}$ " 8 80680 Lock Washer $\frac{3}{8}$ " 8 84944 Nut $\frac{3}{8}$ "
44	122743	2	2	Universal Short Shaft Weld Assembly $4\frac{13}{32}$ " Long
45	163198	4	4	Idler Support Weld Assembly
46	43087	2	2	Chain Support, Upper 10 88356 Carriage Bolt $\frac{1}{4}$ " \times 1" 10 87361 Plain Washer $\frac{1}{4}$ " 10 80682 Lock Washer $\frac{1}{4}$ " 10 84942 Nut $\frac{1}{4}$ "
47	122887	2	2	Chain Support, Upper, Inside $17\frac{3}{4}$ " Long 6 88356 Carriage Bolt $\frac{1}{4}$ " \times 1" 6 87361 Plain Washer $\frac{1}{4}$ " 6 80682 Lock Washer $\frac{1}{4}$ " 6 84942 Nut $\frac{1}{4}$ "
48	52581	3	3	Hex. Shaft $6\frac{13}{32}$ " Long 6 80740 Cotter Pin $\frac{1}{8}$ " \times $1\frac{1}{2}$ "
49	122729	1	1	Sprocket 15T, RC 50
50	43056	4	4	Bearing Flange 6 87639 Bolt, Sh. Sq. Neck $\frac{5}{16}$ " \times $\frac{3}{4}$ " 6 80681 Lock Washer $\frac{5}{16}$ " 6 84943 Nut $\frac{5}{16}$ "
51	50775	2	2	Ball Bearing, Hex. Bore, Spherical
52	122938	2	2	Sprocket, Hex. Bore 9T
53	122900	2	2	Top Gathering Chain, CA620 (Roller Type) (Long Flight)
54	122886	2	2	Centre Gathering Chain, CA620 (Roller Type) (Short Flight)
54A	43147	A/R	A/R	Attachment Link Assembly (3 Pitches—Short Flight)
55	122913	1	1	Split Spacer

**MODEL 717-R2 AND 717-N2 ROW GROUP
NOTES**

MODEL 742 & 743 ROW CROP FENDER AND SIDE SHEET GROUP



**MODEL 742 AND 743 ROW CROP
FENDER AND SIDE SHEET GROUP**

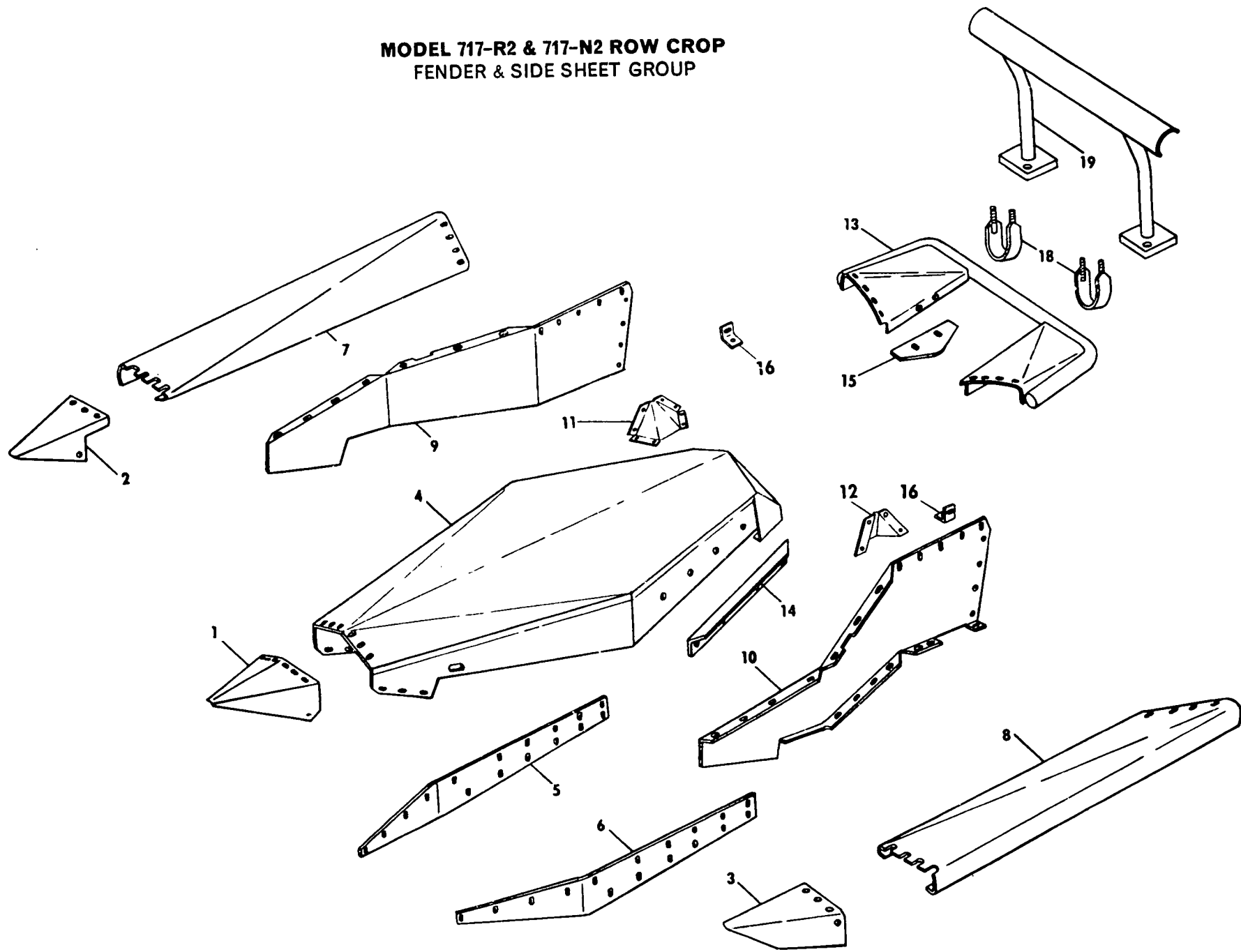
Ref. No.	Part No.	742 743		Description	
		No. used	No. used		
1	122722	1		Centre Point Weld Assembly	
		132520	1	Centre Point Weld Assembly	
			6	4	87255 Machine Screw, Truss Head, $\frac{5}{16}$ " \times $\frac{5}{8}$ "
			6	4	87362 Plain Washer $\frac{5}{16}$ "
			6	4	80681 Lockwasher $\frac{5}{16}$ "
			6	4	84943 Nut $\frac{5}{16}$ "
			2		87101 Machine Screw, Truss Head $\frac{3}{8}$ " \times $\frac{3}{4}$ "
			2		84985 Plain Washer $\frac{3}{8}$ "
			2		80680 Lockwasher $\frac{3}{8}$ "
			2		84944 Nut $\frac{3}{8}$ "
2	122726	1	1	Point Weld Assembly, R.H.	
				4	87255 Machine Screw, Truss Head $\frac{5}{16}$ " \times $\frac{5}{8}$ "
				4	87362 Plain Washer $\frac{5}{16}$ "
				4	80681 Lockwasher $\frac{5}{16}$ "
				4	84943 Nut $\frac{5}{16}$ "
				2	84496 Machine Screw, Truss Head $\frac{3}{8}$ " \times 1"
				2	80680 Lockwasher $\frac{3}{8}$ "
				2	84944 Nut $\frac{3}{8}$ "
3	122727	1	1	Point Weld Assembly, L.H.	
				4	87255 Machine Screw, Truss Head $\frac{5}{16}$ " \times $\frac{5}{8}$ "
				4	87362 Plain Washer $\frac{5}{16}$ "
				4	80681 Lockwasher $\frac{5}{16}$ "
				4	84943 Nut $\frac{5}{16}$ "
				2	87101 Machine Screw, Truss Head $\frac{3}{8}$ " \times $\frac{3}{4}$ "
				2	80680 Lockwasher $\frac{3}{8}$ "
				2	84944 Nut $\frac{3}{8}$ "
4	122747	1		Hood Weld Assembly (Shown)	
		132504	1	Hood Weld Assembly (Not Shown)	
			6	84468 Machine Screw, Truss Head $\frac{1}{4}$ " \times $\frac{5}{8}$ "	
		14	16	87279 Cap Screw $\frac{1}{4}$ " \times $\frac{5}{8}$ "	
			2	87139 Cap Screw $\frac{1}{4}$ " \times $\frac{3}{4}$ "	
		8		87149 Cap Screw $\frac{5}{16}$ " \times $\frac{3}{4}$ "	
		2		80375 Cap Screw $\frac{3}{8}$ " \times $\frac{3}{4}$ "	
		4		87285 Cap Screw $\frac{3}{8}$ " \times $\frac{7}{8}$ "	
		20	24	87361 Plain Washer $\frac{1}{4}$ "	
		8		87362 Plain Washer $\frac{5}{16}$ "	
		20	24	80682 Lockwasher $\frac{1}{4}$ "	
		8		80681 Lockwasher $\frac{5}{16}$ "	
		6		80680 Lockwasher $\frac{3}{8}$ "	
		20	24	84942 Nut $\frac{1}{4}$ "	
		8		84943 Nut $\frac{5}{16}$ "	
		6		84944 Nut $\frac{3}{8}$ "	
5	122915	1		Side Sheet, R.H.	
				16	84468 Machine Screw, Truss Head $\frac{1}{4}$ " \times $\frac{5}{8}$ "
				16	87361 Plain Washer $\frac{1}{4}$ "
				16	80682 Lockwasher $\frac{1}{4}$ "
				16	84942 Nut $\frac{1}{4}$ "
6	122914	1		Side Sheet, L.H.	
				16	84468 Machine Screw, Truss Head $\frac{1}{4}$ " \times $\frac{5}{8}$ "
				16	87361 Plain Washer $\frac{1}{4}$ "
				16	80682 Lockwasher $\frac{1}{4}$ "
				16	84942 Nut $\frac{1}{4}$ "
7	122882	1		Fender, R.H.	
		132487	1	Fender, R.H.	
		5	6	84468 Machine Screw, Truss Head $\frac{1}{4}$ " \times $\frac{5}{8}$ "	
			4	80356 Cap Screw $\frac{1}{4}$ " \times $\frac{5}{8}$ "	
		4	9	87361 Plain Washer $\frac{1}{4}$ "	
		4	9	80682 Lockwasher $\frac{1}{4}$ "	
		4	9	84942 Nut $\frac{1}{4}$ "	
			1	84060 Locknut $\frac{1}{4}$ "	

MODEL 742 AND 743 ROW CROP
FENDER AND SIDE SHEET GROUP (Continued)

Ref. No.	Part No.	742 743		Description	
		No. used	No. used		
8	122883	1		Fender, L.H.	
	132486		1	Fender, L.H.	
			5	6	84468 Machine Screw, Truss Head $\frac{1}{4}$ " x $\frac{5}{8}$ "
			4	4	87279 Cap Screw $\frac{1}{4}$ " x $\frac{5}{8}$ "
			4	9	87361 Plain Washer $\frac{1}{4}$ "
			4	9	80682 Lockwasher $\frac{1}{4}$ "
			4	9	84942 Nut $\frac{1}{4}$ "
9	122733	1		1 84060 Locknut $\frac{1}{4}$ "	
	132529		1	Side Sheet Weld Assembly, R.H.	
			10	6	Side Sheet Weld Assembly, R.H.
				2	84468 Machine Screw, Truss Head $\frac{1}{4}$ " x $\frac{5}{8}$ "
				1	87279 Cap Screw $\frac{1}{4}$ " x $\frac{5}{8}$ "
				1	87679 Bolt, Rnd. Hd., Sht. Sq. Neck $\frac{1}{4}$ " x $\frac{3}{4}$ "
			10	9	87361 Plain Washer $\frac{1}{4}$ "
10	122734	1		10 9	
	132528		1	80682 Lockwasher $\frac{1}{4}$ "	
			10	9	84942 Nut $\frac{1}{4}$ "
				1	Side Sheet Weld Assembly, L.H.
			10	6	Side Sheet Weld Assembly, L.H.
				2	84468 Machine Screw, Truss Head $\frac{1}{4}$ " x $\frac{5}{8}$ "
				1	87279 Cap Screw $\frac{1}{4}$ " x $\frac{5}{8}$ "
11	122917	1	1	87679 Bolt, Rnd. Hd., Sht. Sq. Neck $\frac{1}{4}$ " x $\frac{3}{4}$ "	
			10	9	87361 Plain Washer $\frac{1}{4}$ "
			10	9	80682 Lockwasher $\frac{1}{4}$ "
			10	9	84942 Nut $\frac{1}{4}$ "
12	122916	1	1	Support Bracket, R.H.	
			2	87255 Machine Screw, Truss Head $\frac{5}{16}$ " x $\frac{5}{8}$ "	
			2	80681 Lockwasher $\frac{5}{16}$ "	
			2	84943 Nut $\frac{5}{16}$ "	
13	122724	1		Support Bracket, L.H.	
	132503		1	2 87255 Machine Screw, Truss Head $\frac{5}{16}$ " x $\frac{5}{8}$ "	
				2	80681 Lockwasher $\frac{5}{16}$ "
				2	84943 Nut $\frac{5}{16}$ "
				1	Fender Tip Weld Assembly
14	122881	2	2	Fender Tip Weld Assembly	
			8	87149 Cap Screw $\frac{5}{16}$ " x $\frac{3}{4}$ "	
			8	87362 Plain Washer $\frac{5}{16}$ "	
			8	80681 Lockwasher $\frac{5}{16}$ "	
			8	84943 Nut $\frac{5}{16}$ "	
15	122894	1	1	Stalk Guide	
			8	84468 Machine Screw, Truss Head $\frac{1}{4}$ " x $\frac{5}{8}$ "	
			8	87361 Plain Washer $\frac{1}{4}$ "	
			8	80682 Lockwasher $\frac{1}{4}$ "	
			8	84942 Nut $\frac{1}{4}$ "	
16	122911	2	2	Guide Plate	
			4	87255 Machine Screw, Truss Head $\frac{5}{16}$ " x $\frac{5}{8}$ "	
			4	87362 Plain Washer $\frac{5}{16}$ "	
			4	80681 Lockwasher $\frac{5}{16}$ "	
17	122893	1	1	4 84943 Nut $\frac{5}{16}$ "	
			3	118821 Machine Screw, Truss Head $\frac{5}{16}$ " x $\frac{1}{2}$ "	
			3	80681 Lockwasher $\frac{5}{16}$ "	
18	54097	2	2	3 84943 Nut $\frac{5}{16}$ "	
			4	80680 Lockwasher $\frac{3}{8}$ "	
			4	84944 Nut $\frac{3}{8}$ "	
19	133001	1	1	Stalk Bumper Strap	
				Stalk Bumper Weld Assembly	

**MODEL 742 AND 743 ROW CROP
NOTES**

**MODEL 717-R2 & 717-N2 ROW CROP
FENDER & SIDE SHEET GROUP**



MODEL 717-R2 AND 717-N2 ROW CROP

FENDER AND SIDE SHEET GROUP

<i>Ref. No.</i>	<i>Part No.</i>	717-R2 <i>No. used</i>	717-N2 <i>No. used</i>	<i>Description</i>
1	122722 132520	1	1	Centre Point Weld Assembly
			1	Centre Point Weld Assembly
		6	4	87255 Machine Screw, Truss Head $\frac{5}{16}$ " \times $\frac{5}{8}$ "
		6	4	87362 Plain Washer $\frac{5}{16}$ "
		6	4	80681 Lock Washer $\frac{5}{16}$ "
		2		87101 Machine Screw, Truss Head $\frac{3}{8}$ " \times $\frac{3}{4}$ "
		2		84985 Plain Washer $\frac{3}{8}$ "
		2		80680 Lock Washer $\frac{3}{8}$ "
		2		84944 Nut $\frac{3}{8}$ "
	2	122726	1	1
			4	87255 Machine Screw, Truss Head, $\frac{5}{16}$ " \times $\frac{5}{8}$ "
			4	87362 Plain Washer $\frac{5}{16}$ "
			4	80681 Lock Washer $\frac{5}{16}$ "
			4	84943 Nut $\frac{5}{16}$ "
			2	84496 Machine Screw, Truss Head $\frac{3}{8}$ " \times 1"
			2	80680 Lock Washer $\frac{3}{8}$ "
			2	84944 Nut $\frac{3}{8}$ "
3	122727	1	1	Point Weld Assembly, L.H.
			4	87255 Machine Screw, Truss Head $\frac{5}{16}$ " \times $\frac{5}{8}$ "
			4	87362 Plain Washer $\frac{5}{16}$ "
			4	80681 Lock Washer $\frac{5}{16}$ "
			4	84943 Nut $\frac{5}{16}$ "
			2	87101 Machine Screw, Truss Head $\frac{3}{8}$ " \times $\frac{3}{4}$ "
			2	80680 Lock Washer $\frac{3}{8}$ "
			2	84944 Nut $\frac{3}{8}$ "
4	122747 132504	1	1	Hood Weld Assembly (Shown)
			1	Hood Weld Assembly (Not Shown)
		6	84468 Machine Screw, Truss Head $\frac{1}{4}$ " \times $\frac{5}{8}$ "	
		14	87279 Cap Screw $\frac{1}{4}$ " \times $\frac{5}{8}$ "	
		8	87139 Cap Screw $\frac{1}{4}$ " \times $\frac{3}{4}$ "	
		2	87149 Cap Screw $\frac{5}{16}$ " \times $\frac{3}{4}$ "	
		4	80375 Cap Screw $\frac{3}{8}$ " \times $\frac{3}{4}$ "	
		4	87285 Cap Screw $\frac{3}{8}$ " \times $\frac{7}{8}$ "	
		20	87361 Plain Washer $\frac{1}{4}$ "	
		8	87362 Plain Washer $\frac{5}{16}$ "	
		20	80682 Lock Washer $\frac{1}{4}$ "	
		8	80681 Lock Washer $\frac{5}{16}$ "	
		6	80680 Lock Washer $\frac{3}{8}$ "	
		20	84942 Nut $\frac{1}{4}$ "	
		8	84943 Nut $\frac{5}{16}$ "	
		6	84944 Nut $\frac{3}{8}$ "	
5	122915	1		Side Sheet, R.H.
			16	84468 Machine Screw, Truss Head $\frac{1}{4}$ " \times $\frac{5}{8}$ "
			16	87361 Plain Washer $\frac{1}{4}$ "
			16	80682 Lock Washer $\frac{1}{4}$ "
	16	84942 Nut $\frac{1}{4}$ "		
6	122914	1		Side Sheet, L.H.
			16	84468 Machine Screw, Truss Head $\frac{1}{4}$ " \times $\frac{5}{8}$ "
			16	87361 Plain Washer $\frac{1}{4}$ "
			16	80682 Lock Washer $\frac{1}{4}$ "
	16	84942 Nut $\frac{1}{4}$ "		

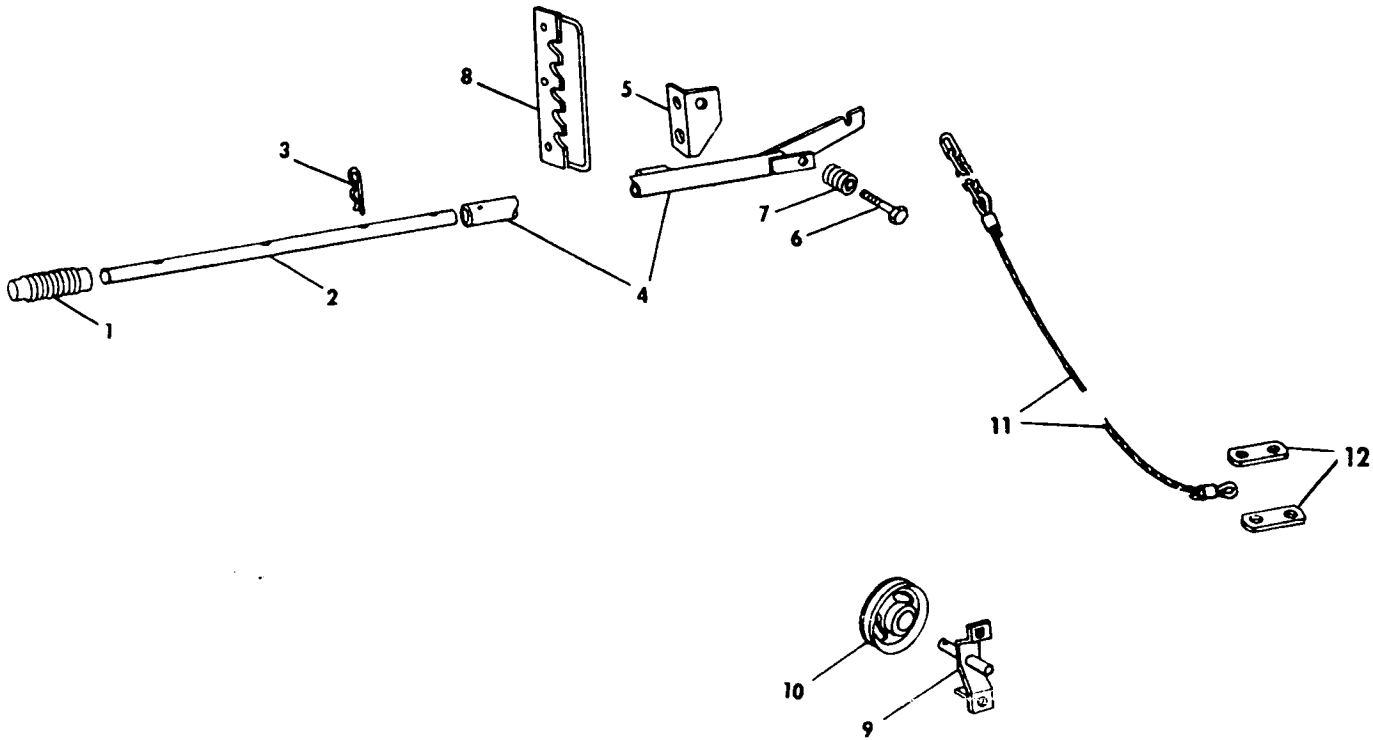
MODEL 717-R2 AND 717-N2 ROW CROP
FENDER AND SIDE SHEET GROUP—(Continued)

Ref. No.	Part No.	717-R2 No. used	717-N2 No. used	Description
7	122882	1		Fender, R.H.
		132487		Fender, R.H.
		5	6	84468 Machine Screw, Truss Head, $\frac{1}{4}$ " \times $\frac{5}{8}$ "
			4	80356 Cap Screw $\frac{1}{4}$ " \times $\frac{5}{8}$ "
		4	9	87361 Plain Washer $\frac{1}{4}$ "
		4	9	80682 Lock Washer $\frac{1}{4}$ "
		4	9	84942 Nut $\frac{1}{4}$ "
		1	84060 Lock Nut $\frac{1}{4}$ "	
8	122883	1		Fender, L.H.
		132486		Fender, L.H.
		5	6	84468 Machine Screw, Truss Head $\frac{1}{4}$ " \times $\frac{5}{8}$ "
			4	87279 Cap Screw $\frac{1}{4}$ " \times $\frac{5}{8}$ "
		4	9	87361 Plain Washer $\frac{1}{4}$ "
		4	9	80682 Lock Washer $\frac{1}{4}$ "
		4	9	84942 Nut $\frac{1}{4}$ "
		1	84060 Lock Nut $\frac{1}{4}$ "	
9	144071	1		Side Sheet Weld Assembly, R.H.
		144078		Side Sheet Weld Assembly, R.H.
		10	6	84468 Machine Screw, Truss Head $\frac{1}{4}$ " \times $\frac{5}{8}$ "
			2	87279 Cap Screw $\frac{1}{4}$ " \times $\frac{5}{8}$ "
			1	87679 Bolt, Round Head, Sht. Sq. Neck $\frac{1}{4}$ " \times $\frac{3}{4}$ "
		10	9	87361 Plain Washer $\frac{1}{4}$ "
		10	9	80682 Lock Washer $\frac{1}{4}$ "
	10	9	84942 Nut $\frac{1}{4}$ "	
10	144072	1		Side Sheet Weld Assembly, L.H.
		144077		Side Sheet Weld Assembly, L.H.
		10	6	84468 Machine Screw, Truss Head $\frac{1}{4}$ " \times $\frac{5}{8}$ "
			2	87279 Cap Screw $\frac{1}{4}$ " \times $\frac{5}{8}$ "
			1	87679 Bolt, Round Head, Sht. Sq. Neck $\frac{1}{4}$ " \times $\frac{3}{4}$ "
		10	9	87361 Plain Washer $\frac{1}{4}$ "
		10	9	80682 Lock Washer $\frac{1}{4}$ "
	10	9	84942 Nut $\frac{1}{4}$ "	
11	144081	1	1	'U' Joint Cover, R.H.
			4	80373 Machine Screw, Truss Head $\frac{1}{4}$ " \times $\frac{5}{8}$ "
			2	80256 Machine Screw, Truss Head $\frac{1}{4}$ " \times $\frac{1}{2}$ "
			2	80356 Cap Screw $\frac{1}{4}$ " \times $\frac{5}{8}$ "
			4	87347 Plain Washer $\frac{5}{8}$ "
			4	84366 Plain Washer $\frac{1}{4}$ "
			6	80675 Lock Washer $\frac{1}{4}$ "
			2	84060 Lock Nut $\frac{1}{4}$ "
			4	84928 Nut $\frac{1}{4}$ "
		12	144082	1
	4			80373 Machine Screw, Truss Head $\frac{1}{4}$ " \times $\frac{5}{8}$ "
	2			80256 Machine Screw, Truss Head $\frac{1}{4}$ " \times $\frac{1}{2}$ "
	2			80356 Cap Screw $\frac{1}{4}$ " \times $\frac{5}{8}$ "
	4			87347 Plain Washer $\frac{5}{8}$ "
	4			84366 Plain Washer $\frac{1}{4}$ "
	6			80675 Lock Washer $\frac{1}{4}$ "
	2			84060 Locknut $\frac{1}{4}$ "
	4			84928 Nut $\frac{1}{4}$ "
13	122724			1
		132503		Fender Tip Weld Assembly
		4	87149 Cap Screw $\frac{5}{16}$ " \times $\frac{3}{4}$ "	
		4	87362 Plain Washer $\frac{5}{16}$ "	
		4	80681 Lock Washer $\frac{5}{16}$ "	
	4	84943 Nut $\frac{5}{16}$ "		

MODEL 717-R2 AND 717-N2 ROW CROP
FENDER AND SIDE SHEET GROUP—(Continued)

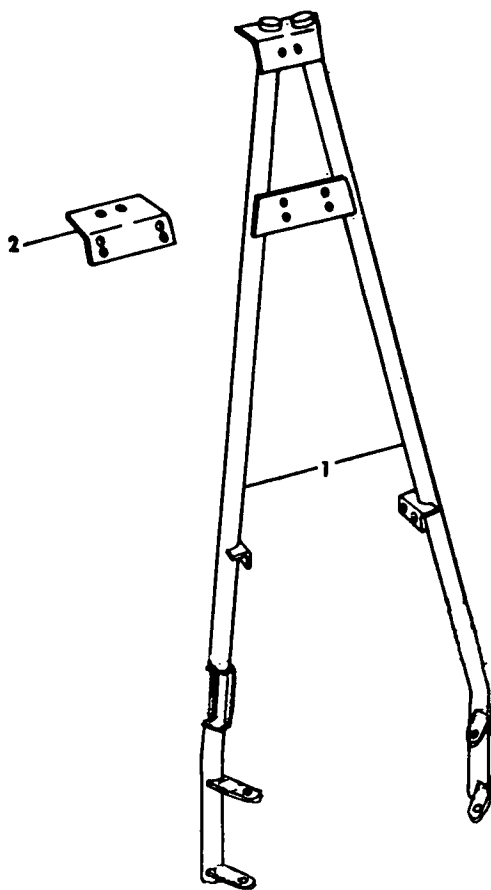
<i>Ref. No.</i>	<i>Part No.</i>	717-R2 <i>No. used</i>	717-N2 <i>No. used</i>	<i>Description</i>
14	122881	2	2	Stalk Guide 8 84468 Machine Screw, Truss Head $\frac{1}{4}$ " \times $\frac{5}{8}$ " 8 87361 Plain Washer $\frac{1}{4}$ " 8 80682 Lock Washer $\frac{1}{4}$ " 8 84942 Nut $\frac{1}{4}$ "
15	122911	2	2	Guide Plate 4 87255 Machine Screw, Truss Head $\frac{5}{16}$ " \times $\frac{5}{8}$ " 4 87362 Plain Washer $\frac{5}{16}$ " 4 80681 Lock Washer $\frac{5}{16}$ " 4 84943 Nut $\frac{5}{16}$ "
16	144083	2	2	Clip 4 87539 Bolt, Round Head, Sht. Sq. Neck $\frac{5}{16}$ " \times $\frac{3}{4}$ " 4 87347 Plain Washer $\frac{5}{16}$ " 4 80681 Lock Washer $\frac{5}{16}$ " 4 84943 Nut $\frac{5}{16}$ "
18	54097	2	2	Stalk Bumper Strap 4 80680 Lock Washer $\frac{3}{8}$ " 4 84944 Nut $\frac{3}{8}$ "
19	133001	1	1	Stalk Bumper Weld Assembly

**MODEL 717 BASE UNIT
HAND LIFT**



Ref. No.	Part No.	No. used	Description
-	152 604	1	Hand Lift Kit (includes items 1-12)
1	126103	1	Hand Grip
2	126233	1	Tube 22 $\frac{1}{8}$ " long
3	45706	1	Hairpin Cotter
4	126236	1	Handle Weld Assembly
5	126234	1	Bracket Weld Assembly
			2 88206 Cap Screw $\frac{3}{8}$ " x 1"
			2 80680 Lock Washer $\frac{3}{8}$ "
			2 84944 Nut $\frac{3}{8}$ "
6	103085	1	Special Cap Screw $\frac{5}{8}$ " x 3 $\frac{1}{2}$ "
			2 87365 Plain Washer $\frac{5}{8}$ "
			2 84971 Hex. Jam Nut $\frac{5}{8}$ "
7	46841	1	Spring 1 $\frac{9}{16}$ " Free Length
8	126230	1	Quadrant Weld Assembly
			1 88016 Cap Screw $\frac{3}{8}$ " x 1 $\frac{1}{4}$ "
			3 87016 Plain Washer $\frac{3}{8}$ "
			1 80680 Lock Washer $\frac{3}{8}$ "
			1 84944 Nut $\frac{3}{8}$ "
9	122720	1	Pulley Bracket
			1 87672 Bolt, Round Head, Short Square Neck $\frac{1}{2}$ " x 1"
			1 80679 Lock Washer $\frac{1}{2}$ "
			1 84946 Nut $\frac{1}{2}$ "
			1 87398 Cotter Pin $\frac{3}{16}$ " x 1 $\frac{1}{4}$ "
10	158393	1	Cable Idler
11	122605	1	Cable and Chain Assembly
			2 28953 Cable Thimble
			2 28954 Cable Clamp, 'U' Bolt Type $\frac{1}{4}$ " Cable
12	34386	2	Cable Link
			2 88011 Cap Screw $\frac{3}{8}$ " x 1 $\frac{1}{4}$ "
			2 84040 Lock Nut $\frac{3}{8}$ "

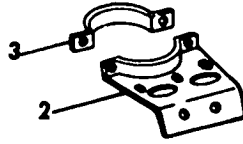
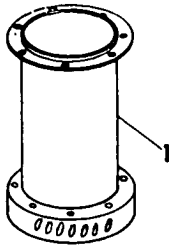
**MODEL 717 BASE UNIT ATTACHMENTS
BIPOD KIT**



<i>Ref. No.</i>	<i>Par. No.</i>	<i>No. used</i>	<i>Description</i>
-	533198	1	Bipod Kit (Includes Items 1-2) Bipod Weld Assembly
1	533160	1	
2	126190	1	Bracket
			2 61294 Cap Screw $\frac{7}{16}$ " x 6"
			4 84890 Bolt, Round Head, Short Square Neck, $\frac{7}{16}$ " x 1"
			8 87363 Plain Washer $\frac{7}{16}$ "
			6 81547 Lock Washer $\frac{7}{16}$ "
			6 84945 Nut $\frac{7}{16}$ "
			4 88206 Cap Screw $\frac{3}{8}$ " x 1"
			1 88011 Cap Screw $\frac{3}{8}$ " x $1\frac{1}{4}$ "
			11 87016 Plain Washer $\frac{3}{8}$ "
			5 80680 Lock Washer $\frac{3}{8}$ "
			5 84944 Nut $\frac{3}{8}$ "

Note: This Bipod Kit must be used with vertical and/or horizontal spout extensions (see page 86).

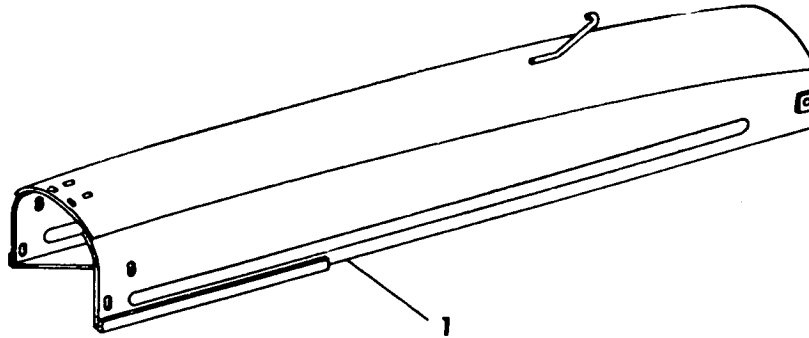
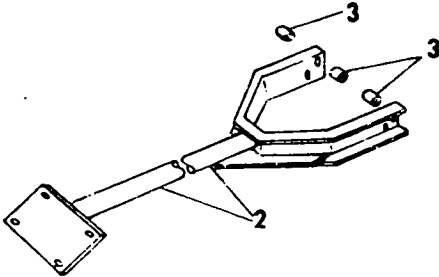
**MODEL 717 BASE UNIT ATTACHMENTS
VERTICAL SPOUT EXTENSION**



Ref. No.	Part No.	No. Used	Description
-	74849	1	Pipe Extension Kit (Includes Items 1-3)
1	121429	1	Pipe Weld Assembly 7 88184 Cap Screw $\frac{3}{8}$ " x $3\frac{1}{2}$ " 7 87016 Plain Washer $\frac{3}{8}$ " 7 80680 Lock Washer $\frac{3}{8}$ " 7 84040 Lock Nut $\frac{3}{8}$ "
2	126182	1	Bracket Weld Assembly 5 88206 Cap Screw $\frac{3}{8}$ " x 1" 5 87016 Plain Washer $\frac{3}{8}$ " 5 80680 Lock Washer $\frac{3}{8}$ " 5 84944 Nut $\frac{3}{8}$ "
3	126191	1	Bracket 2 61274 Cap Screw $\frac{1}{2}$ " x 1" 2 87363 Plain Washer $\frac{1}{2}$ " 2 81547 Lock Washer $\frac{1}{2}$ " 2 84945 Nut $\frac{1}{2}$ "

Note. Bipod Kit (533198) Must Be Used With This Attachment (See Page 85)

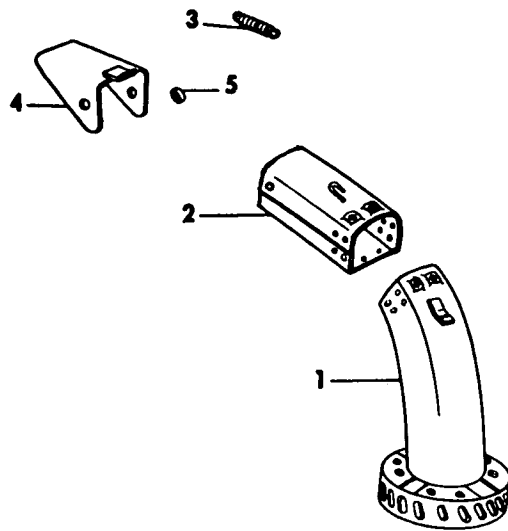
HORIZONTAL SPOUT EXTENSION



Ref. No.	Part No.	No. used	Description
-	74085	1	Third Section & Brace Kit (Includes Items 1-3)
1	64258	1	Third Section Weld Assembly 4 87259 Truss Head, Machine Screw $\frac{3}{8}$ " x 1" 4 87596 Round Head, Short Square Neck Bolt $\frac{3}{8}$ " x $\frac{3}{4}$ " 8 87016 Plain Washer $\frac{3}{8}$ " 8 80680 Lock Washer $\frac{3}{8}$ " 8 84040 Nut $\frac{3}{8}$ " Lock-Stover
2	52200	1	Brace Weld Assembly 4 87101 Machine Screw, Truss Head $\frac{3}{8}$ " x $\frac{3}{4}$ " 4 80680 Lock Washer $\frac{3}{8}$ " 4 84040 Nut $\frac{3}{8}$ " Lock-Stover
3	33784	2	Spacer 1 87261 Machine Screw, Truss Head $\frac{3}{8}$ " x $1\frac{1}{2}$ " 1 88131 Machine Screw, Truss Head $\frac{3}{8}$ " x $1\frac{1}{4}$ " 2 87016 Plain Washer $\frac{3}{8}$ " 2 80680 Lock Washer $\frac{3}{8}$ " 2 84040 Nut $\frac{3}{8}$ " Lock-Stover

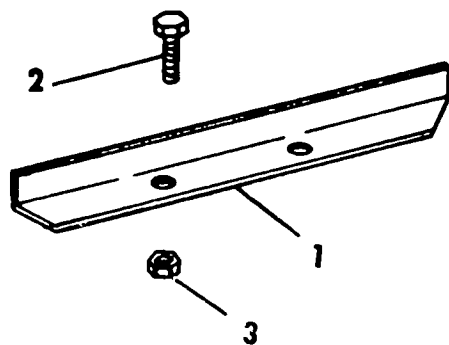
Note. Bipod Kit (533198) Must Be Used With This Attachment (See Page 85)

**MODEL 717 BASE UNIT ATTACHMENTS
SHORT SPOUT**



<i>Ref. No.</i>	<i>Part No.</i>	<i>No. used</i>	<i>Description</i>
-	97183	1	Short Spout Kit (Includes Items 1-5)
1	127375	1	First Section Weld Assembly
			1 87414 Grease Fitting $\frac{1}{4}$ "-28
2	63465	1	Short Section Weld Assembly
			8 87596 Bolt, Round Head, Short Square Neck $\frac{3}{8}$ " x $\frac{3}{8}$ "
			6 87686 Bolt, Round Head, Short Square Neck, $\frac{3}{8}$ " x 1"
			14 87016 Plain Washer $\frac{3}{8}$ "
			14 80680 Lock Washer $\frac{3}{8}$ "
			14 84040 Lock Nut $\frac{3}{8}$ "
3	35544	1	Extension Spring
4	52125	1	Control Section Weld Assembly
			>2 87256 Machine Screw, Truss Head $\frac{5}{16}$ " x 1"
			2 87362 Plain Washer $\frac{5}{16}$ "
			2 80681 Lock Washer $\frac{5}{16}$ "
			2 87382 Lock Nut $\frac{5}{16}$ "
5	33114	2	Spacer

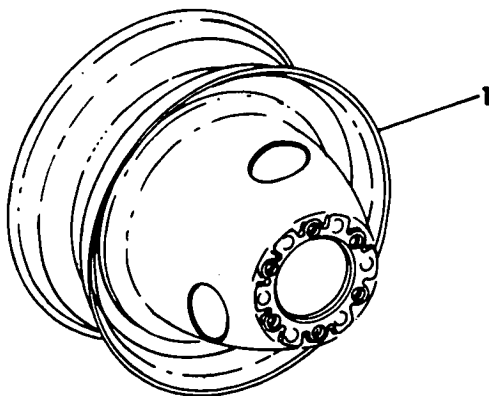
**MODEL 717 BASE UNIT ATTACHMENTS
CUTTERHEAD PADDLE KIT**



<i>Ref. No.</i>	<i>Part No.</i>	<i>No. used</i>	<i>Description</i>
-	97297	1	Cutterhead Paddle Kit (Includes Items 1-3)
1	126219	3	Paddle
2	126291	6	Special Cap Screw $\frac{3}{8}$ " (N.F.) Grade 8 \times 2 "
3	126292	6	Special Hex. Lock Nut $\frac{3}{8}$ " (N.F.)

(Note. Order 1 kit for 3 knife cutterhead, 2 kits for 6 knife cutterhead, 3 kits for 9 knife cutterhead)

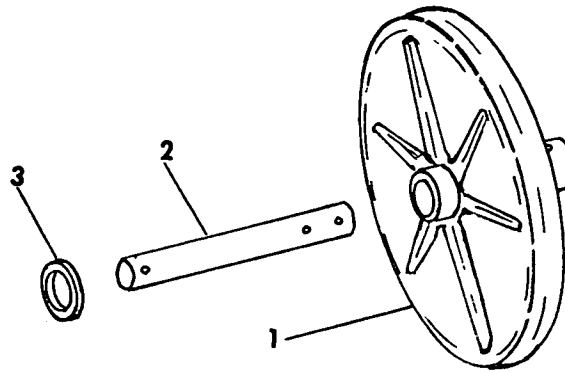
DUAL WHEEL BUNDLE



<i>Ref. No.</i>	<i>Part No.</i>	<i>No. used</i>	<i>Description</i>
-	97454	1	Dual Wheel Bundle (Includes the following)
1	45617	1	Extension Wheel
		6	27269 Hub Bolt

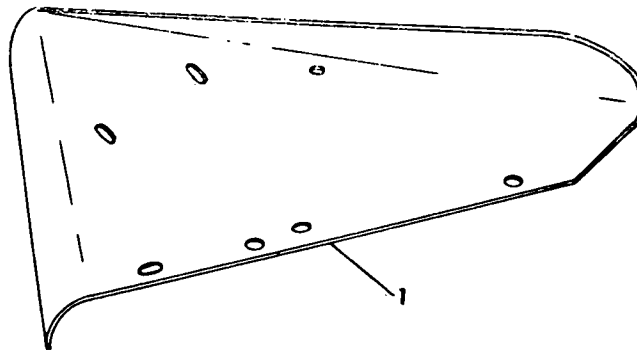
ATTACHMENTS

TRANSPORT WHEEL FOR MODEL 727-737-741-742-743-717-W



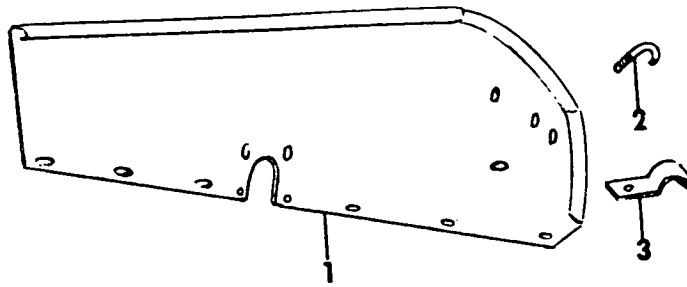
<i>Ref. No.</i>	<i>Part No.</i>	<i>No. used</i>	<i>Description</i>
-	97098	1	Transport Wheel Kit (Includes Items 1-3)
1	25479	2	Steel Wheel 2 87414 Grease Fitting $\frac{1}{4}$ "-28
2	121728	2	Dolly Shaft 4 87398 Cotter Pin $\frac{3}{16}$ " x $1\frac{1}{4}$ "
3	27531	2	Special Washer $1\frac{1}{2}$ " I.D. x $1\frac{3}{4}$ " O.D. x .060"

MODEL 737 & 717-S ATTACHMENTS HEAD SAVER



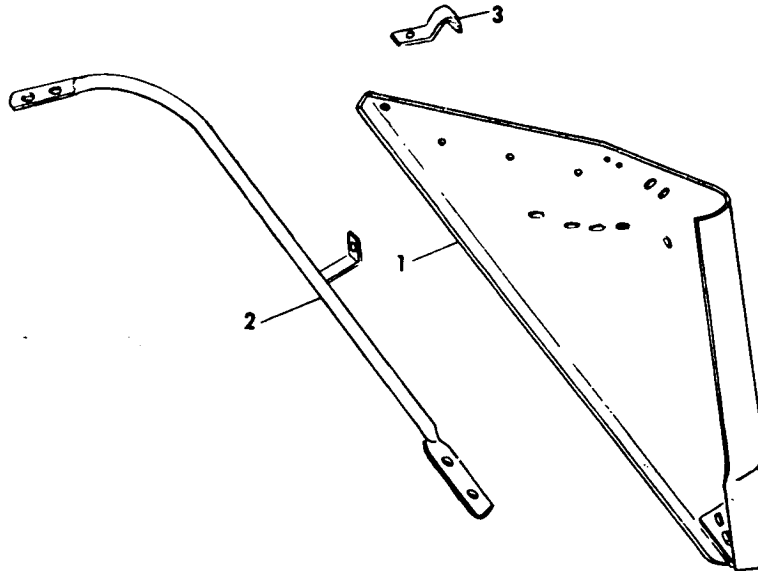
<i>Ref. No.</i>	<i>Part No.</i>	<i>No. used</i>	<i>Description</i>
-	97101 -	1	Head Saver Kit (Includes the following)
1	121815 -	1	Head Saver Deflector 1 87101 Machine Screw, Truss Head $\frac{3}{8}$ " x $\frac{3}{4}$ " 1 87016 Plain Washer $\frac{3}{8}$ " 1 80680 Lock Washer $\frac{3}{8}$ " 1 84944 Nut $\frac{3}{8}$ "

MODEL 737 & 717-S ATTACHMENTS
SIDE SHEET EXTENSION



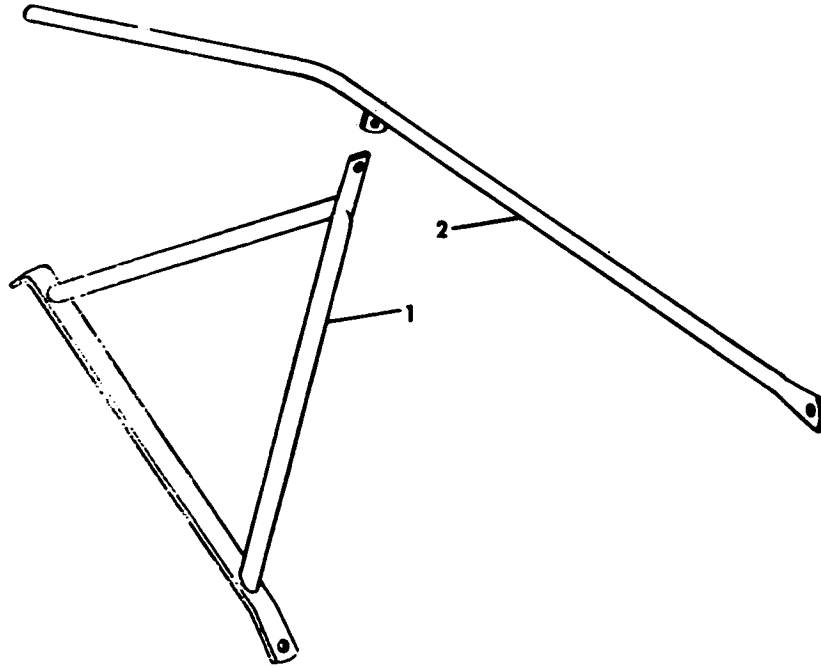
Ref. No.	Part No.	No. used	Description
-	97099	1	Side Sheet Extension Kit (Includes Items 1-3)
1	121708	1	Side Sheet Extension Weld Assembly
	3		87639 Bolt, Round Head, Short Square Neck $\frac{5}{16}$ " x $\frac{3}{4}$ "
	3		87362 Plain Washer $\frac{5}{16}$ "
	3		80681 Lock Washer $\frac{5}{16}$ "
	3		84943 Nut $\frac{5}{16}$ "
2	126039	1	'J' Bolt
	1		84943 Nut $\frac{5}{16}$ "
3	121687	1	Clamp (Not Used w/737)
	1		87101 Machine Screw, Truss Head $\frac{3}{8}$ " x $\frac{3}{4}$ "
	1		87016 Plain Washer $\frac{3}{8}$ "
	1		80680 Lock Washer $\frac{3}{8}$ "
	1		84944 Nut $\frac{3}{8}$ "

MODEL 737 & 717-S ATTACHMENTS
POINTER DIVIDER



Ref. No.	Part No.	No. used	Description
-	97100	1	Pointer Divider Kit (Includes Items 1-3)
1	121859	1	Pointer Divider Weld Assembly
	1		88206 Cap Screw $\frac{3}{8}$ " x 1"
	2		80680 Lock Washer $\frac{3}{8}$ "
	2		84944 Nut $\frac{3}{8}$ "
2	121790	1	Brace Weld Assembly
	4		87260 Machine Screw, Truss Head $\frac{3}{8}$ " x 1 $\frac{1}{4}$ "
	3		87016 Plain Washer $\frac{3}{8}$ "
	4		80680 Lock Washer $\frac{3}{8}$ "
	4		84944 Nut $\frac{3}{8}$ "
3	121687	1	Clamp (Not used w/737)
	1		87260 Machine Screw, Truss Head $\frac{3}{8}$ " x 1 $\frac{1}{4}$ "
	1		80680 Lock Washer $\frac{3}{8}$ "
	1		84944 Nut $\frac{3}{8}$ "

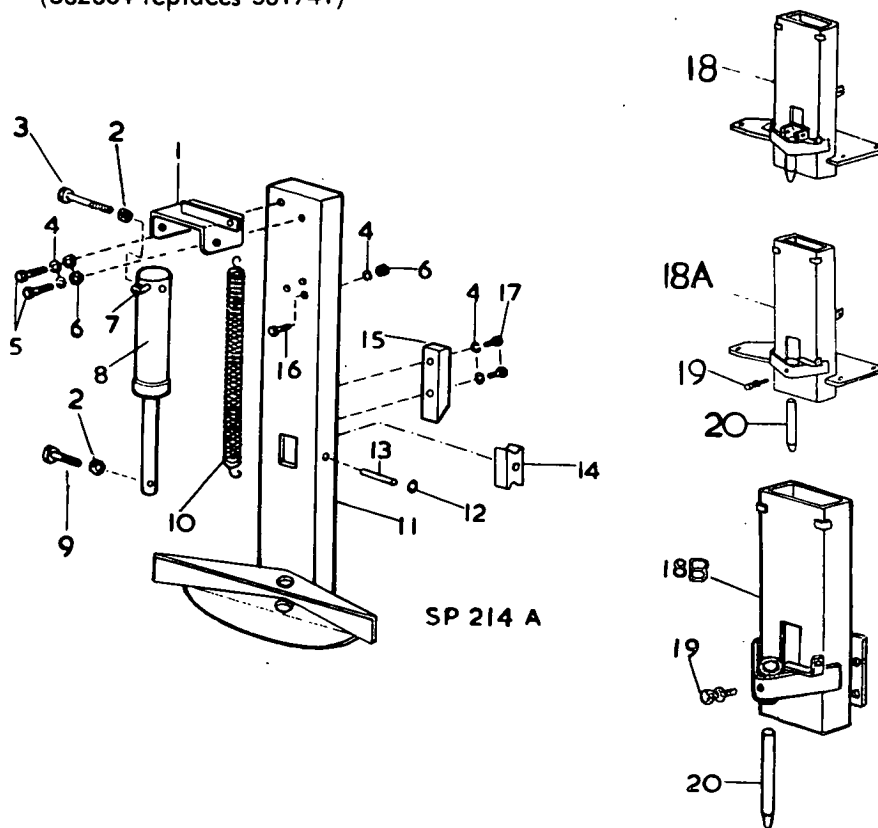
**MODEL 741, 742, 743, 717-R, 717-R2 & 717-N2 ATTACHMENTS
ROW DIVIDER**



Ref. No.	Part No.	No. used	741	717-R	742,743	717-R2,717-N2	Description
-	97139 -	1	1				Row Divider Kit (Includes Items 1 & 2)
-	97140 -			1	1		Row Divider Kit (Includes Items 1 & 2)
1	122927 -	1	1				Support Weld Assembly
	122750 -			1	1		Support Weld Assembly
							1 88011 Cap Screw $\frac{3}{8}$ " x $1\frac{1}{4}$ "
							1 80680 Lock Washer $\frac{3}{8}$ "
							1 84944 Nut $\frac{3}{8}$ "
2	122752 -	1	1	1	1		Deflector Weld Assembly
							2 88011 Cap Screw $\frac{3}{8}$ " x 1"
							2 80680 Lock Washer $\frac{3}{8}$ "
							2 84944 Nut $\frac{3}{8}$ "

MODEL 717 ATTACHMENTS
HYDRAULIC HITCH ASSEMBLY

NOTE: Assembly no. 533060 (on machines on and below serial no. 4324 includes items 1 - 18A, 19 and 20)
Assembly no. 532384 (on machines on and above serial no. 4325 includes items 1 - 17, 18B, 19 and 20)
(532384 replaces 531741)

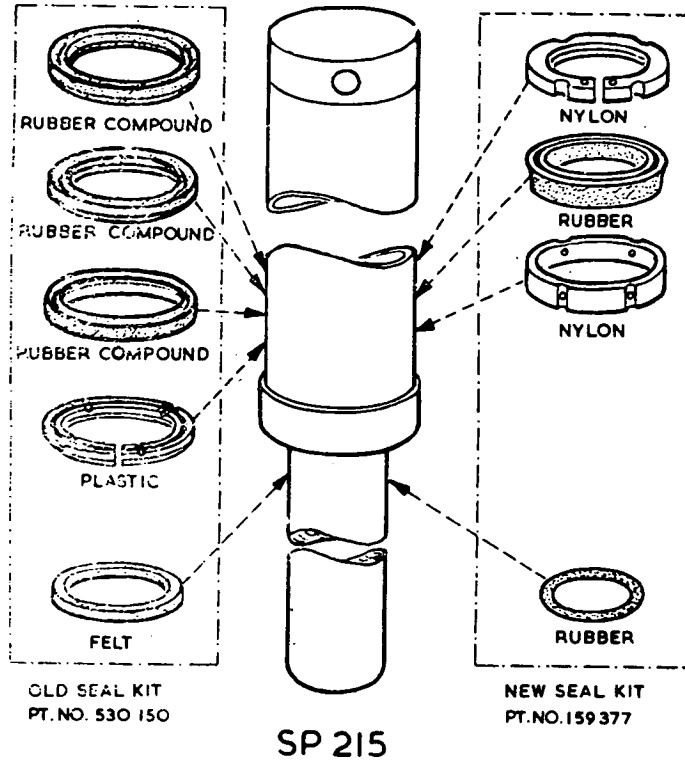


Ref. no.	Part no.	No. used	Description
1	159357	1	Bracket
2	84910	2	Locknut 5/8"
3	88343	1	Bolt Hex Hd. 5/8"x3 3/4"(Replaces 159359 Pin)
4	80679	5	Lockwasher 1/2"
5	87670	2	Bolt 1/2" x 1 1/4"
6	84946	3	Nut 1/2"
7	61387	1	Elbow
8	159361	1	Hydraulic Ram
9	88693	1	Bolt Hex Hd. 5/8" x 2 3/4" (Replaces 159358 Pin)
10	159356	1	Spring
11	159353	1	Lifting Spade
12	159362	1	Spring Washer
13	159355	1	Spindle
14	159354	1	Locking Pawl
15	159360	1	Tripping Lever
16	87909	1	Bolt 1/2" x 1" (for height adjustment)
17	159372	2	Special Bolt
18		Use Reference 18A	
18A	533058	1	Main Hitch Body
*18B	533059	1	Main Hitch Body
19	84420	1	Set Screw 3/8" x 1 1/4" 1 84956 Locknut 3/8"
20	531745	1	Pin

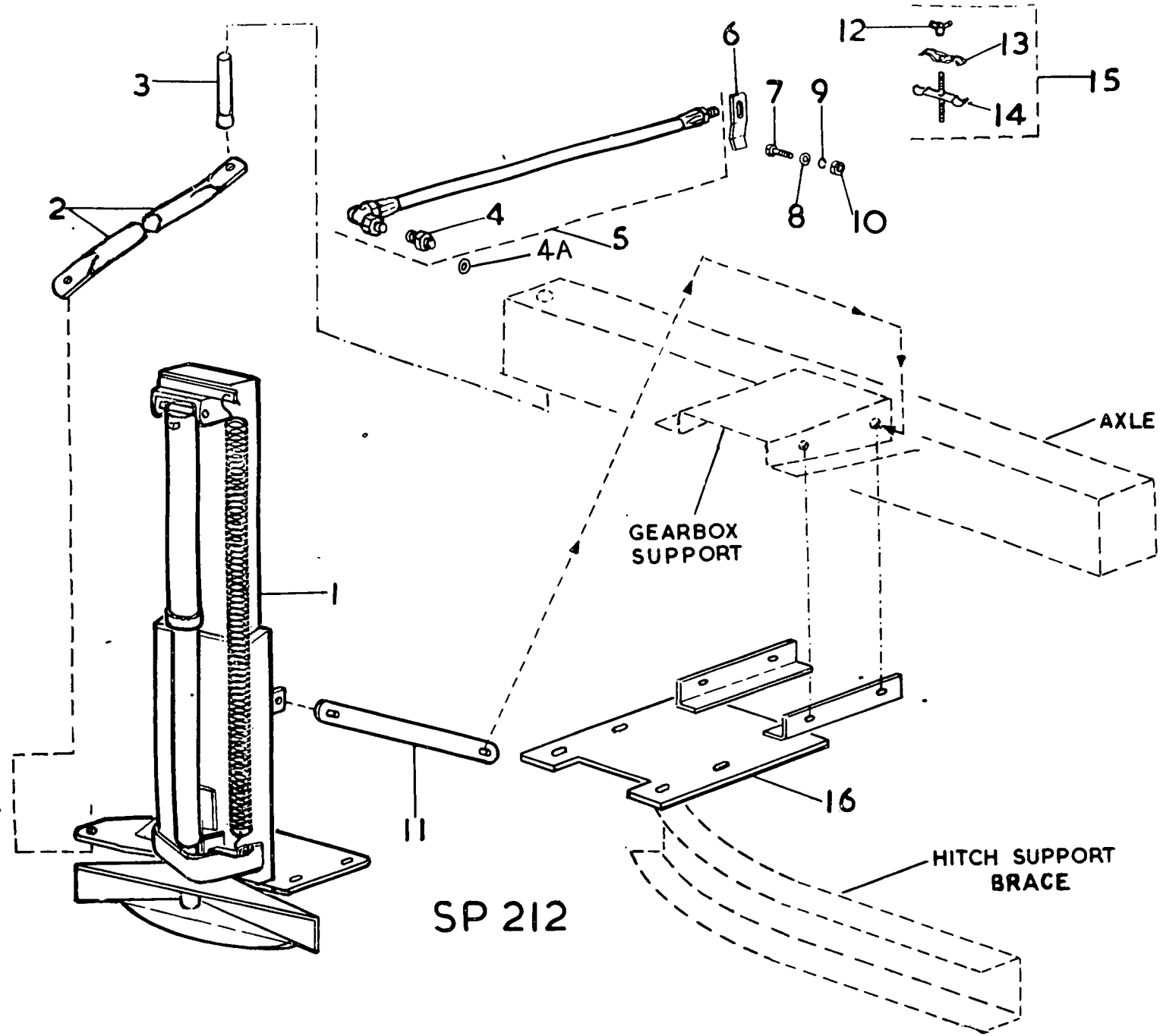
*Used on some machines on and above serial number 4325

NOTE: If the new main frame (Part number 531591 on page 3) is required, where a horizontal type hitch mounting is used (i.e. reference 18 or 18A) then the old hitch assembly may still fit the new main frame provided reference 18B, 19 and 20 are used in place of reference 18 or 18A

MODEL 717 ATTACHMENTS
HYDRAULIC RAM SEAL KITS



NOTE: These Seal Kits are used on the hitch as shown on page 92.
For the latest type hitch (and Seal Kits) see pages 96 and 97.



MODEL 717 BASE UNIT ATTACHMENTS
HYDRAULIC HITCH ATTACHMENTS
Used on and below Serial no. 4324

MODEL 717 BASE UNIT ATTACHMENTS

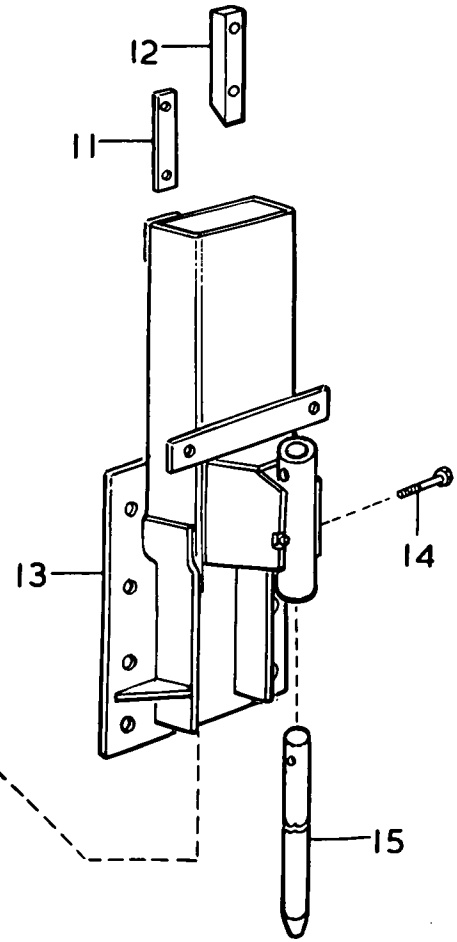
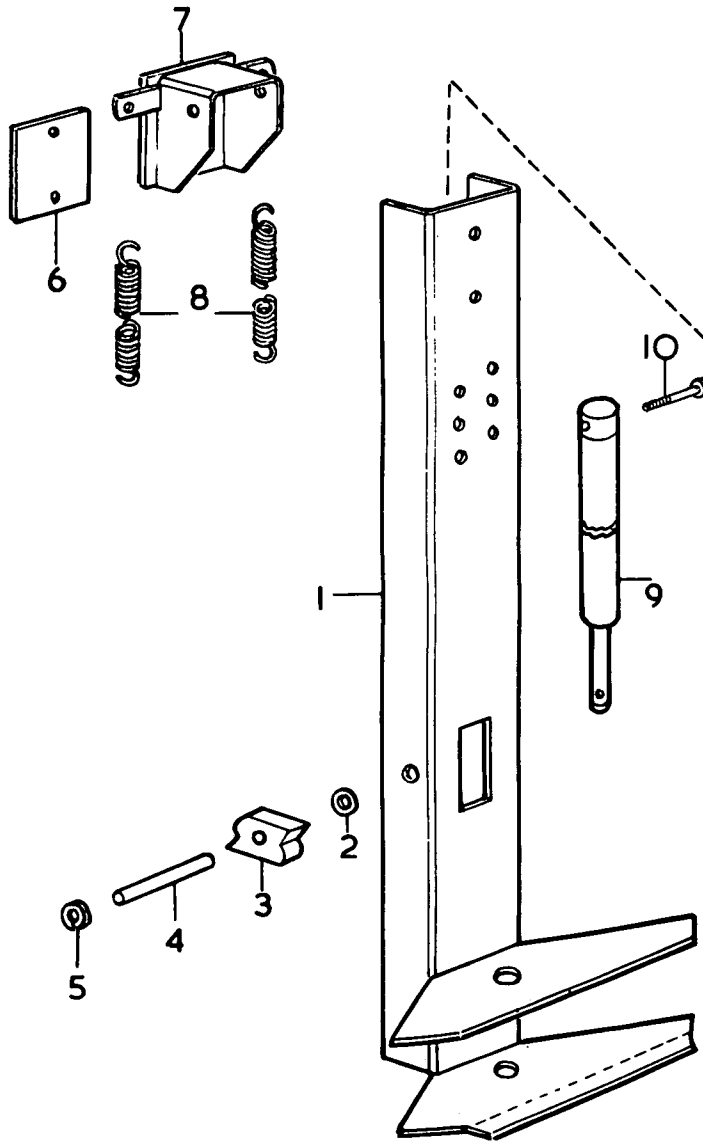
HYDRAULIC HITCH ATTACHMENTS

Used on and below serial no. 4324

NOTE: If Hydraulic Hitch with fittings is required order either:-

- (a) Kit No. 152750 (includes items 1 - 16).
This kit is for all machines with 8 ply tyres (now standard equipment).
- (b) Kit No. 152747 (includes items 1 - 16 plus heavy duty 8 ply tyres and tubes).
This kit is for all machines with only 4 ply tyres.

Ref. No.	Part No.	No. used	Description
1	533060	1	Hydraulic Hitch Assembly Replaces 152740
			4 87630 Bolt Hex. Hd. 5/8" x 2½"
			8 87365 Washer 5/8"
			4 84057 Lockwasher 5/8"
			4 84947 Nut 5/8"
2	152739	1	Tubular Brace
			1 61294 Bolt Hex. Hd. 7/16" x 6"
			2 87363 Washer 7/16"
			1 84945 Nut 7/16"
			1 87630 Bolt Hex. Hd. 5/8" x 2½"
			2 87365 Washer 5/8"
			1 84057 Lockwasher 5/8"
			1 84947 Nut 5/8"
3	152737	1	Support Tube Weld Assembly
4	531625	1	Pipe Connection
4A	531626	1	Copper Washer 3/8"
5	152735	1	Hydraulic Hose Assembly (inc. item 4) 521 cms (205 ins)
6	152724	2	Hose Clip
7	87101	2	Bolt 3/8" x ¾"
8	87016	2	Washer 3/8"
9	80680	2	Lockwasher 3/8"
10	84944	2	Nut 3/8"
11	152738	1	Brace
			1 88551 Bolt Hex. Hd. ½" x 1¾"
			2 87364 Washer ½"
			1 80679 Lockwasher ½"
			1 84946 Nut ½"
NOTE: This hardware is for attachment to the hitch - for gear-box support hardware see under item 16.			
12	80840	1	Wing Nut 3/8"
13	42365	1	Top Clamp
14	Use Reference 15		
15	42369	1	Clamp Assembly
			1 84944 Nut 3/8"
16	152736	1	Support Weld Assembly
			4 88551 Bolt Hex. Hd. ½" x 1¾"
			8 87364 Washer ½"
			4 80679 Lockwasher ½"
			4 84946 Nut ½"
--	152741	2	Tyre 6.50 x 16 8 ply (only supplied in Kit 152747)
--	25793	2	Tube 6.50 x 16 (only supplied in Kit 152747)



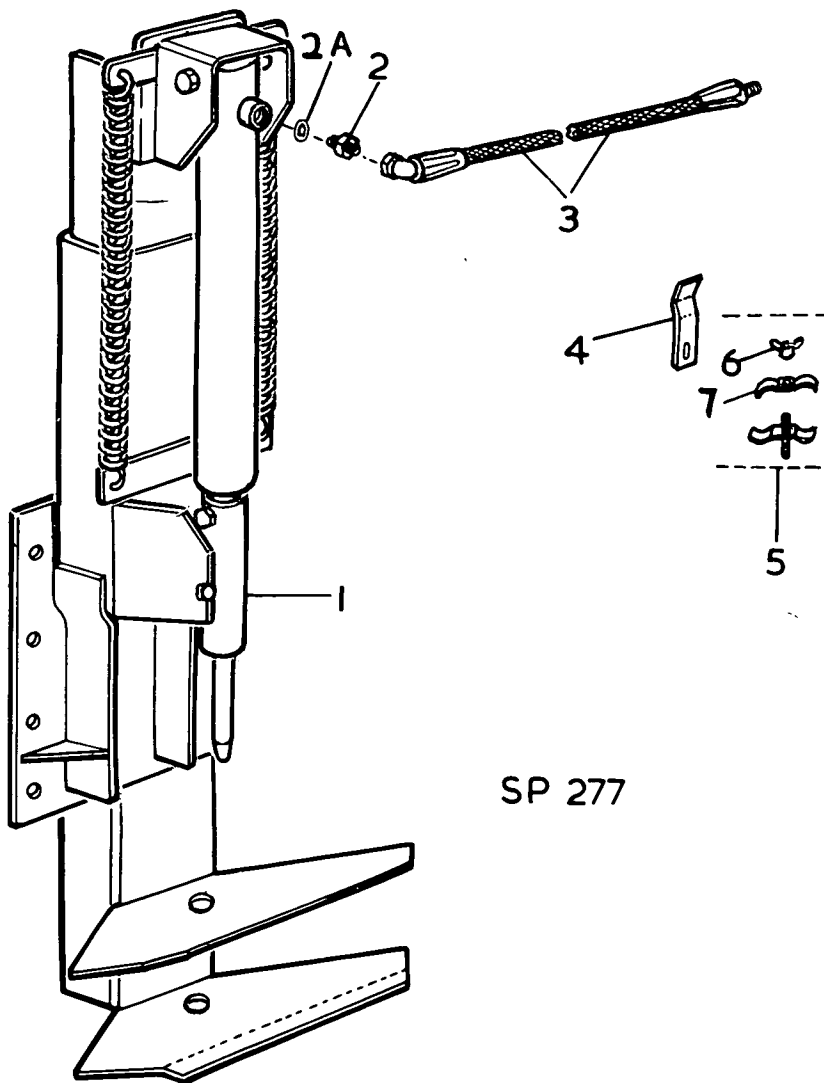
SP 280

MODEL 717 ATTACHMENTS
HYDRAULIC HITCH ASSEMBLY

MODEL 717 ATTACHMENTS
HYDRAULIC HITCH ASSEMBLY

<u>Ref. no.</u>	<u>Part No.</u>	<u>No. used</u>	<u>Description</u>
-	532384	1	Hydraulic Hitch Assembly (includes items 1 - 15)
1	532354	1	Lifting Spade W.A.
2	87365	1	Washer 5/8"
3	159354	1	Locking Pawl
4	159355	1	Spindle
5	159362	1	Spring Washer
6	532360	1	Plate
7	532364	1	Bracket W.A.
			2 87689 Bolt 1/2" x 1 1/2"
			2 84236 Stover Nut 1/2"
8	532363	2	Extension Spring
9	159361	1	Hydraulic Cylinder
			1 159377 Seal Kit
10	88343	1	Bolt 5/8" x 3 3/4"
			1 84910 Stover Nut 5/8"
11	532362	1	Plate
12	159360	1	Tripping Lever
			2 87670 Bolt 1/2" x 1 1/4"
			2 80679 Lockwasher 1/2"
13	532353	1	Main Frame Weld Assembly
14	88693	1	Bolt 5/8" x 2 3/4"
			1 84910 Stover Nut 5/8"
15	532361	1	Pin
			1 87773 Roll Pin 5/16" x 2 1/4"

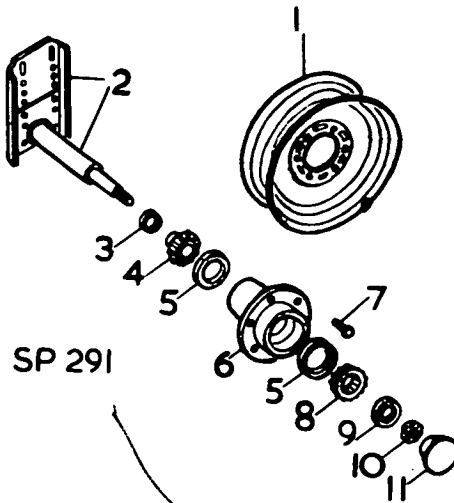
MODEL 717 ATTACHMENTS
HYDRAULIC HITCH COMPLETING GROUP



SP 277

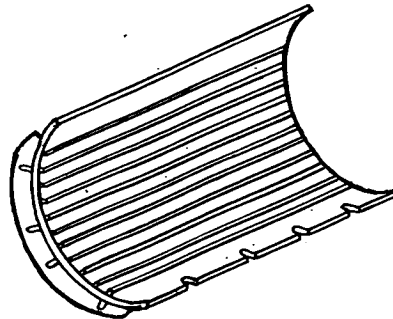
Ref. no.	Part no.	No. used	Description
-	532780	1	Hydraulic Hitch Completing Group (including reference 1 - 7)
1	532384	1	Hydraulic Hitch Assembly replaces 531741
			1 87909 Bolt Hex. Hd. $\frac{1}{2}$ " x 1"
			1 84236 Stover Nut $\frac{1}{2}$ "
			4 88062 Bolt Hex. Hd. $\frac{5}{8}$ " x 1"
			4 84057 Lockwasher $\frac{5}{8}$ "
			4 84947 Nut $\frac{5}{8}$ "
2	531625	1	Coupling
2A	531626	1	Copper Washer $\frac{3}{8}$ "
3	152735	1	Hydraulic hose assembly (inc. item 2) 521cms (205 ins)
4	152724	2	Hose Clip
			2 87101 Bolt Hex Hd. $\frac{3}{8}$ " x $\frac{3}{4}$ "
			2 87016 Washer $\frac{3}{8}$ "
			2 80680 Lockwasher $\frac{3}{8}$ "
			2 84944 Nut $\frac{3}{8}$ "
5	42369	1	Clamp Assembly (inc. items 6 and 7)
			1 84944 Nut $\frac{3}{8}$ "
6	80840	1	Wing Nut $\frac{3}{8}$ "
7	42365	1	Top Clamp

MODEL 717 ATTACHMENTS
HEAVY DUTY WHEEL KIT



<u>Ref. no.</u>	<u>Part no.</u>	<u>No. used</u>	<u>Description</u>
-	533019	1	Heavy Duty Wheel Kit (includes 1-11)
1	532896	2	Stabilia Wheel Assembly (including the following:-) 2 532758 Wheel Disc 2 69343 Tyre 10 x 16 6 ply 2 69341 Tube 10 x 16
2	532498	2	Spindle weld assembly 8 533057 Spacer 8 88043 Bolt $\frac{1}{2}$ " x $3\frac{1}{4}$ " 8 80679 Lockwasher $\frac{1}{2}$ " 8 87364 Washer $\frac{1}{2}$ " 8 84946 Nut $\frac{1}{2}$ "
3	36060	2	Oil Seal
4	72012	2	Bearing Cone
5	72062	4	Bearing Cup
6	530711	2	Wheel Hub
7	27269	12	Wheel Bolt
8	36057	2	Bearing Cone
9	116150	4	Washer
10	87103	2	Slotted Nut $\frac{7}{8}$ " 2 87399 Cotter Pin $\frac{3}{16}$ " x $1\frac{3}{4}$ "
11	115940	2	Hub Cap

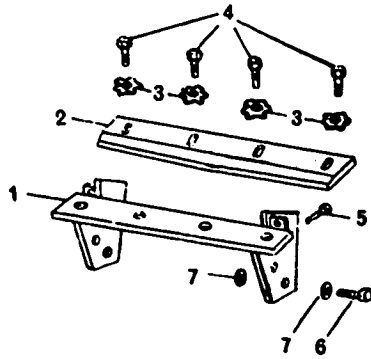
SHREDDER CONCAVE



<u>Ref. No.</u>	<u>Part No.</u>	<u>No. Used</u>	<u>Description</u>
-	533129	1	Shredder Concave

Note: This is used in conjunction with ref. 19A and 19B on page 20B

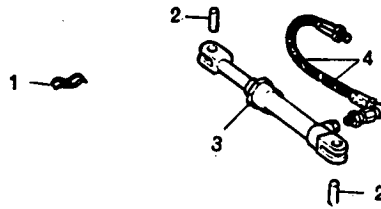
MODEL 717 ATTACHMENTS
THREE KNIFE KIT



Ref. no.	Part no.	No. used
-	74921	1
1	126224	3
2	122456	3
3	35618	12
4	35116	12
5	87323	6
6	47557	18
7	49637	36

Description
 Three knife kit (including items 1 - 7 and hardware)
 Knife Support weld assembly
 Knife
 Lockwasher
 Special Cap Screw
 Set Screw sq. hd. flat point 1/2" x 2 1/2"
 6 84970 Jam Nut 1/2"
 Special Bolt
 18 84057 Lockwasher 5/8"
 18 84947 Nut 5/8"
 Special Washer (hardened)

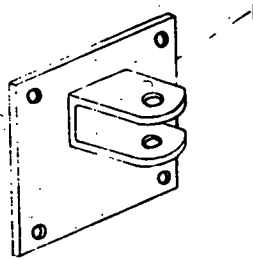
HYDRAULIC LIFT BUNDLE



Ref. no.	Part no.	No. used
-	158008	1
1	42365	1
2	152656	2
3	152301	1
4	151356	1

Description
 Hydraulic Lift Bundle (including items 1 - 4)
 Clamp
 Pivot Pin
 4 80754 Cotter Pin 3/16" x 1 1/2"
 4 87367 Washer 3/16"
 Lift Cylinder
 1 159160 Seal Kit
 Hose (99" long) 228 cms. (includes 531625 Coupling).

TRAILER HITCH KIT

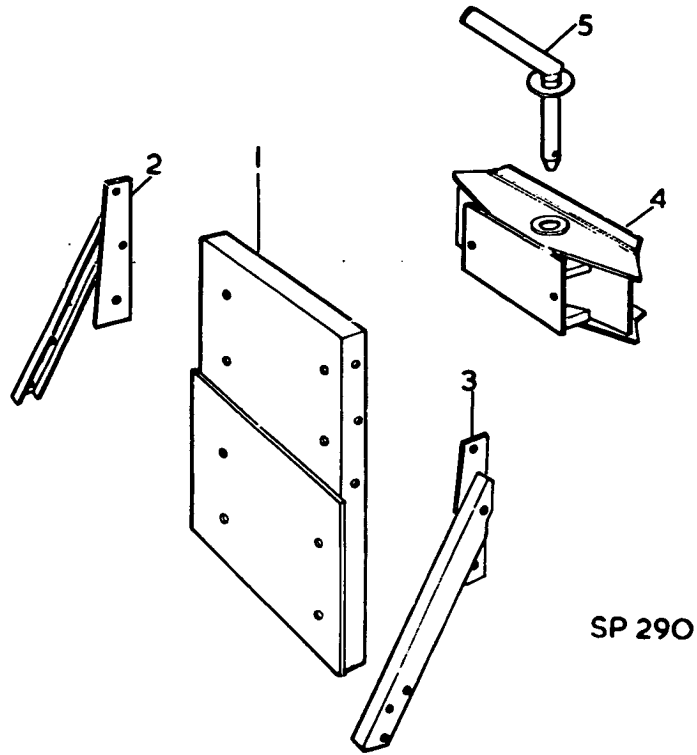


SP 297

Ref. no.	Part No.	No. used
-	532925	1
1	532813	1

Description
 Trailer Hitch Kit (including item 1 and hardware)
 Clevis weld assembly
 4 88062 Bolt Hex. Hd. 5/8" x 1 1/2"
 4 84910 Locknut 5/8"

717 (GERMAN) HIGH HITCH KIT 533020



<u>Ref. No.</u>	<u>Part No.</u>	<u>Quantity</u>	<u>Description</u>
1	532611	1	Support Weld Assembly 4 88343 Bolt Hex Head 5/8" x 3 3/4" 4 84910 Stover Nut 5/8"
2	532600	1	Support Weld Assembly R.H. 5 87670 Bolt Hex. Head 1/2" x 1 1/4" 1 87974 Bolt Hex. Head 1/2" x 2 3/4" 6 84236 Stover Nut 1/2"
3	532601	1	Support Weld Assembly L.H. 5 87670 Bolt Hex. Head 1/2" x 1 1/4" 1 87689 Bolt Hex. Head 1/2" x 1 1/2" 6 84236 Stover Nut 1/2"
4	532273	1	Hitch Weld Assembly 2 88494 Bolt Hex. Head 5/8" x 1 3/4" 2 84910 Stover Nut 5/8"
5	532279	1	Pin Weld Assembly 1 37851 Hairpin Cotter

717 FORAGE HARVESTER
NUMERICAL PARTS INDEX

Part No.	Page No.	Ref. No.	Part No.	Page No.	Ref. No.	Part No.	Page No.	Ref. No.
00131	16	5	26312	13	30	32318	22	20
00672	16	7A		17	32	32362	14	58
	17	37A		37	15		34	8
	22	28	26538	4	50		52	8
	27	19	26613	35	42		66	8
00673	27	20	26616	35	39	32455	55	6
00674	27	4	26622	35	31A		58	6
00675	30	46		36	6		69	6
	46	37	26981	6, 8A	4, 3		73	6
	49	47	27084	21	-	32867	55	3
11487	4	43	27258	59	31		58	3
11784	3	24		74	30		69	3
12084	59	29	27269	3	19		73	3
	74	33		88	-	33112	39	13
12621	11	11		99	7		41	10
	20	32	27317	30	49	33114	87	5
13362	3	23		48	8	33261	55	33
13364	13	26	27318	13	24A		69	29
13367	3	22		30	49	33486	30	45
13400	8	67		48	8		46	36
13796	30	41	27357	7	35		48	46
	45	32	27428	55	32	33781	22	31
	49	42		70	31	33784	86	3
13911	3	34	27531	89	3	34187	8	45
15081	22	26	27639	29	19		22	-
25121	13	28		45	10		25	11
25194	30	-		48	19		33	12
	45	-	27650 ^x	45	4		67	48
	49	-	27696	29	20	34373	8	62
25460	21	16		45	5	27696 ^x	84	12
25461	22	23		48	20	34490	27	26
25479	89	1	27697	55	27		39	21
25487	21	15		70	34		41	5
25523	17	30	27900 ^x	4	-	34777	6	5
25747	8	57	27901	4	-	35116	19	7
25793	3	-	28110	21	8		100	4
	95	-	28114	21	7	35128	39	1
25805	17	-	28185	25	13	35136	39	4
	30	-	28246	9	11	35138	39	9
	45	-	28285	25	14	35139	39	8
	49	-	28953 ^v	84	-	35197	39	15
	69	-	28954 ^x	84	-	35229	35	46
	73	-	29212	7, 8A	16, 15	35230	35	43
25808	14	-	29214	6, 8A	7, 6	35248	35	44
25812	14	-	29526	22	40	35259	35	47
25816	17	-	29562	7	36	35267	35	28
	30	-	29852	8	65	35277	35	-
	45	-	29875	35	-		35	33
	49	-		35	31	35255	66	25
	69	-		36	6	35257	66	26
	73	-	29962	7	-	35469	55	12
25817	14	-		30	34		58	12
26129	55	29		45	25		69	12
	70	32		48	34		73	12
26130	55	14	29971	27	5	35544	21	2
	58	14	32303	21	14		87	3
	69	14	32307	22	39	35618	19	6
	73	14		35	25		100	3

717 FORAGE HARVESTER
NUMERICAL PARTS INDEX

Part No.	Page No.	Ref. No.	Part No.	Page No.	Ref. No.	Part No.	Page No.	Ref. No.
35664	11	1	37857	13	17	40974	29	30
35666	11	3		35	20		45	20
35673	11	13		52	20		48	30
35674	11	12		66	20	41248	3	12
35675	11	7A	37895	59	39	42365	5	60
35717	22	25		74	37		95	13
35720	22	24	38197	35	48		98	7
35781	22	38	38218	35	45		100	1
36057	99	8	38260	29	31	X 42369 X	95	15
36060	3	9		45	21		98	5
	99	3		48	31	42472	17	-
36249	4	29	38261	29	32		69	-
	34	17		45	23		73	-
	52	17		48	32	42567	16	26
	66	17	38766	30	39	42576	21	-
36277	13	14		45	30	42610	20	26
36310	14	47		48	40		27	28
36312	13	16		55	8		39	23
36313	22	35		58	8		41	2A
36314	17	35		69	8	42948	56	35B
36464	5	61		73	8		59	47B
36622	16	7	38767	30	37		69	26B
36656	35	38		45	28		73	26B
36657	35	37		48	38	42973	55	28
36723	10	23		55	9		70	33
	14	54		58	9	43048	16	27
	34	4		69	9		30	38
	52	4		73	9		45	29
	66	4	39143	39	6		48	39
36725	14	63	b 39304 X	4	35		55	7
	17	41		4	40		58	7
	34	13	39365	17	40		69	7
	52	13	39651	33	2		73	7
	66	13	39653	35	35	43056	27	16
36726	10	22	39656	35	36		29	2
	14	55	39818	13	3		45	22
	34	7	39826	53	36		47	6
	52	7		67	36		70	48
	66	7	39827	53	35		74	50
36749	35	29		67	35	43080	19	13
36803	20	27	39853	9	3	43087 X	56	46
36819	39	12		13	-		59	48
	41	12	39880	53	28		70	44
36823	8	48		67	31		74	46
36835	27	27	40241	16	-	43090	35	34
	39	22	40242	16	-	43147	70	51A
	41	6	40305	6,8A	6,5		74	54A
36853	56	37	40309	45	27	43278	16	-
	59	43		48	37	43295	29	15
37251	7,8A	17,16	40314	6	3		33	15
37581	50	7	40449	35	24		45	6
37707	37	-		53	24		47	4
	37	25		66	24	43485	11	10
37836	7	37	40662	27	14		20	31
37851	4	-	40912	55	10	43513	59	33
	8	-		58	10		74	27
	14	-		69	10	43614	56	35A
	22	-		73	10		59	47A
	33	11						
	100A	-						

717 FORAGE HARVESTER
NUMERICAL PARTS INDEX

Part No.	Page No.	Ref. No.	Part No.	Page No.	Ref. No.	Part No.	Page No.	Ref. No.
43614	69	26A	49436	55	15	58102	19	-
	73	26A		58	15	58108	17	37
43662	53	40		69	15	58118	55	11
	67	40		73	15		58	11
43663	53	39	49633	19	10		69	11
	67	39	49637	19	4		73	11
44612	25	10		100	7	58792	17	43
44776	13	13	49640	30	40	61269	13	8
	30	43		45	31	61274	86	-
	45	34		49	41	61294	64	-
	49	44	49683	29	26		85	-
X45617	88	1		45	16		95	-
45631	19	11		48	26	61297	13	33
X45706	84	3	49686	29	25	61302	8	44
45876	17	29		45	15	61354	16	-
45882	17	28		48	25	61387	92	7
46035	16	6	49693	6	8	63106	39	16
46166	30	-	49694	7	13		41	1
	46	-	49695	7	15	63465	87	2
	49	-	49696	7	14	63752	17	50
46435	35	30	49791	27	6	63778	37	16
	36	4	49796	27	11	63804	27	22
46436	35	32	49798	27	7	64161	3	6A
	36	7	49842	29	24	64257	21	4
46442	11	2		45	14	64258	86	1
46443	11	6		48	24	65939	27	25
46493	27	8	50600	4	47		39	20
46787	19	16	50775	27	17		41	4
46789	19	17		29	3	66314	4	51
46810	9	18		47	5	66488	35	22
46826	19	15		59	44		53	22
46841	84	7		70	49		66	22
46889	14	46		74	51	66553	59	30
47192	8	64	51326	19	18		74	32
47204	13	22	51647	7, 8B	24, 4	66810	37	-
47308	21	3	51660	7, 8B	30, 9		37	14
47557	19	3	51697	7, 8B	32, 10	66844	11	5
	100	6	52125	21	1	67030	11	7
47621	19	18		87	4	67032	11	9
47747	53	26	52200	86	2	67036	11	4
	66	27	52387	25	12	67188	37	13
47763	21	6	52481	37	23	67202	37	24
47941	7, 8A	11, 10	52505	55	26	67357	37	12
48198	14	53		70	36	67358	36	11
	34	3	52581	58	17	67372	14	62
	52	3		70	46		17	42
	66	3		74	48		34	12
48360	13	11	54097	61	11		52	12
	29	29		78	18		66	12
	45	19		83	18	67375	14	64
	48	29	56532	20	28		34	14
48454	21	9	X56534	20	29		52	14
48604	30	34A	56760	6, 8A	9, 8		66	14
	45	25A	56800	7, 8A	12, 11	67521	13	10
	48	35	56801	6, 8A	10, 9	69341	99	-
48918	4	52	56868	14	60	69343	99	-
48935	4	33		34	10	70036	1	-
48976	9	12		52	10	70106	1	-
48977	9	13		66	10	70107	1	-

717 FORAGE HARVESTER

NUMERICAL PARTS INDEX

Part No.	Page No.	Ref. No.	Part No.	Page No.	Ref. No.	Part No.	Page No.	Ref. No.
70365	1	-	80673	47	-	80680	52	-
72012	3	10		48	-		53	-
	99	4		59	-		55	-
72013	3	14	80674	41	-		56	-
72015	3	17		47	-		58	-
72062	3, 99	11, 5		59	-		59	-
72063	3	13	80675	59	-		60	-
72805	3	-		82	-		61	-
72867	3	15	80679	3	-		63	-
74085	86	-		5	-		64	-
74849	86	-		8	-		66	-
74921	100	-		9	-		67	-
				13	-		69	-
76417	36	2		14	-		70	-
	37	-		16	-		73	-
76518	41	24		17	-		74	-
80159	25	-		19	-		77	-
	41	-		27	-		78	-
80256	82	-		34	-		81	-
80302	48	-		35	-		83	-
80327	37	-		39	-		84	-
80328	47	-		41	-		85	-
80330	47	-		45	-		86	-
80342	37	-		52	-		87	-
80345	41	-		53	-		89	-
	59	-		55	-		90	-
80356	77	-		58	-		91	-
	82	-		66	-		95	9
80366	41	-		69	-		98	-
80373	82	-		73	-	80681	5	-
80374	49	-		84	-		16	-
80375	48	-		92	4		17	-
	77	-		95	-		20, 21	-
	81	-		97	-		23	-
80391	30	-		99	-		24	-
	45	-	80680	7	-		25	-
	48	-		8	-		27	-
80409	29	-		9	-		29	-
	33	16		13	-		33	-
	45	-		14	-		39	-
	48	-		16	-		41	-
80429	55	-		17	-		45	-
	58	-		20	-		50	-
	69	-		21	-		51	-
	73	-		22	-		53	-
80435	55	-		24	-		56	-
	58	-		25	-		60	-
	69	-		27	-		61	-
	73	-		29	-		63	-
80526	14	-		30	-		64	-
80553	33	-		33	-		67	-
80670	59	-		34	-		70	-
	74	-		35	-		74	-
80671	37	-		39	-		77	-
	41	-		41	-		78	-
	42	-		43	-		81	-
80672	13	-		45	-		82	-
80673	31	-		48	-		83	-
	37	-		50	-		87	-

717 FORAGE HARVESTER
NUMERICAL PARTS INDEX

Part No.	Page No.	Ref. No.	Part No.	Page No.	Ref. No.	Part No.	Page No.	Ref. No.
80681	90	-	80721	41	-	84040	16	-
80682	4	-		55	-		21	-
	11	-		58	-		22	-
	22	-		69	-		27	-
	23	-		73	-		29	-
	27	-	80734	22	-		45	-
	31	-	X 80735 Y	39	-		48	-
	43	-	80736	14	-		53	-
	51	-		34	-		66	-
	53	-		52	-		84	-
	56	-		66	-		86	-
	61	-	80737	27	-		87	-
	63	-	80738	3	-	84041	3	-
	64	-	80740	55	-	84057	5	-
	67	-		56	-		14	-
	70	-		58	-		17	-
	74	-		69	-		19	-
	77	-		73	-		34	-
	78	-		74	-		35	-
	81	-	X 80743 Y	21	-		41	-
	82	-	X 80751 Z	47	-		52	-
	83	-	X 80753 D	8	-		56	-
80684	21	-	X 80754 A	4	-		58	-
80686	14	42		14	-		66	-
				17	-		69	-
80690	37	-		100	-		70	-
	41	-	X 80755 Y	14	-		95	-
80695	74	-	80756	8	-		98	-
80702	41	-		22	-		100	-
80708	70	-	80775	13	4	84060	4	-
80710	13	-	80777	16	-		11	-
	16	-	X 80812 N	58	-		17	-
	35	-		73	-		63	-
	53	-	80815	9	4		77	-
	56	-	80837	14	-		78	-
	66	-	80840	5	-		82	-
	70	-		31	-	84064	45	-
80711	6, 8A	-		43	-		55	-
	53	-		95	12		69	-
	67	-		98	6		73	-
80713	14	-	80869	53	-	84141	19	-
80714	3	-		56	-	84236	27	-
	4	-		69	-		29	-
	5	-		70	-		39	-
	7, 8A	-	80979	17	-		49	-
	16	-	81547	4	-		97	-
	21	-		7	-		98, 100A	-
	22	-		11	-	84241	16	-
	33	-		51	-		30	-
	35	-		64	-		45	-
	37	-		85	-		48	-
80717	53	-		86	-	84250	3	-
80718	14	-	81560	21	-	84294	37	-
	19	-	81682	41	-		66	-
	34	-	81695	73	-	84307	63	-
	37	-	81734	53	-	84361	16	-
	52	-		67	-		30	-
	66	-	84040	4	-		45	-
80721	16	-		8	-		49	-

717 FORAGE HARVESTER
NUMERICAL PARTS INDEX

<u>Part No.</u>	<u>Page No.</u>	<u>Ref. No.</u>	<u>Part No.</u>	<u>Page No.</u>	<u>Ref. No.</u>	<u>Part No.</u>	<u>Page No.</u>	<u>Ref. No.</u>
84366	59	-	84932	37	-	84944	27	-
	82	-	84933	58	-		29	-
X 84420 ✓	92	19		59	-		30	-
84467	4	-		74	-		33	-
	21	-	84938	7, 8B	3, 11		35	-
	27	-	84942	4	-		39	-
	61	-		22	-		41	-
	63	-		23	-		50	-
84468	31	-		27	-		53	-
	43	-		51	-		55	-
	61	-		53	-		56	-
	64	-		56	-		58	-
	77	-		61	-		60	-
	78	-		63	-		61	-
	81	-		64	-		63	-
	82	-		67	-		64	-
	83	-		70	-		67	-
84496	77	-		74	-		69	-
	81	-		77	-		70	-
X 84583 ✓	41	-		78	-		73	-
84585	66	-		81	-		74	-
X 84623 ✓	59	-		82	-		77	-
X 84635 ✓	35	-		83	-		78	-
X 84751 ✓	11	-	84943	5	-		81	-
84823	5	-		16	-		83	-
	22	-		17	-		84	-
X 84825 ✓	5	-		20, 21	-		85	-
84826	23	-		23	-		86	-
	50	-		24	-		89	-
	51	-		25	-		90	-
84843	5	-		27	-		91	-
84856	35	-		29	-		95	-
X 84861 ✓	8	53		33	-		95	10
84867	56	-		39	-		98	-
84870	14	-		45	-	84945	4	-
	59	-		50	-		7	-
	74	-		51	-		11	-
X 84890 ✓	7	-		56	-		51	-
	85	-		60	-		64	-
84896	23	-		61	-		85	-
	39	-		63	-		86	-
84903	21	-		64	-		95	-
84909	23	-		67	-	84946	3	-
	64	-		70	-		5	-
84910	8, 92	- 2		74	-		8	-
	97	-		77	-		9	-
	100, 100A	-		78	-		19	-
84923	4	-		81	-		27	-
	5	-		82	-		35	-
84928	59	-		83	-		39	-
	82	-		90	-		41	-
84929	41	-	84944	7	-		42	-
	47	-		8	-		53	-
	59	-		14	-		55	-
84930	37	-		16	-		58	-
	47	-		17	-		66	-
	48	-		21	-		69	-
	59	-		22	-		73	-
84931	36	-		24	-		84	-
	37	-		25	-		92	6

717 FORAGE HARVESTER
NUMERICAL PARTS INDEX

Part No.	Page No.	Ref. No.	Part No.	Page No.	Ref. No.	Part No.	Page No.	Ref. No.
84946	95	-	87016	53	-	87226	36	-
	99	-		66	-	87227	35	-
84947	5	-		67	-		36	-
	17	-		84	-	87237	7	-
	19	-		85	-		55	-
	35	-		86	-		58	-
	56	-		87	-		69	-
	69	-		89	-		70	-
	70	-		90	-		73	-
	95	-		95	8	87238	13	-
	98	-		98	-	X 87255 X	29	-
	100	-	X 87041 X	25	-		30	-
84956	33	-	87049	34	-		60	-
	92	-		48	-		61	-
84959	58	-		52	-		64	-
84968	17	-		66	-		77	-
84969	8	-	87053	17	-		78	-
	17	-		29	-		81	-
	27	-		45	-		83	-
	29	-		48	-	X 87256 X	87	-
	30	-	X 87078 X	73	-	X 87259 X	86	-
	39	-	87101	21	-	X 87260 X	90	-
	41	-		24	-	X 87261 X	86	-
	43	-		25	-	87262	41	-
	45	-		33	-	X 87279 X	63	-
	48	-		60	-		77	-
	49	-		77	-		78	-
	55	-		81	-		81	-
	58	-		86	-		82	-
	69	-		89	-	87280	48	-
	73	-		90	-	87285	70	-
84970	19	-		95	7		74	-
	20	-		98	-		77	-
	100	-	87103	99	10		81	-
84971	19	-	87111	14	-	87308	3	-
	84	-		34	-	87309	7, 8A	-
84985	48	-		37	-	87310	13	-
	77	-		41	-	87323	19	8
	81	-		42	-		100	5
84996	3	16		52	-	X 87339 X	69	-
	14	59		66	-	X 87346 X	27	-
	17	44	87123	55	2	87347	41	-
	34	9		58	2		82	-
	52	9		69	2		83	-
	66	9		73	2	87349	58	-
87016	4	-	87127	35	-	87350	48	9
	7	-	87130	29	-	X 87361 X	11	-
	8	-		30	-		23	-
	17	-	X 87131 X	37	-		51	-
	21	-	87139	61	-		53	-
	22	-		77	-		56	-
	24	-		81	-		61	-
	25	-	87149	20	-		63	-
	27	-		63	-		64	-
	29	-		77	-		67	-
	33	-		78	-		70	-
	35	-		81	-		74	-
	39	-		82	-		77	-
	41	-	87188	58	-		78	-
	45	-	87226	35	-		81	-

717 FORAGE HARVESTER
NUMERICAL PARTS INDEX

Part No.	Page No.	Ref. No.	Part No.	Page No.	Ref. No.	Part No.	Page No.	Ref. No.
X 87361 X	82	-	87400	55	-	87639	33	-
	83	-		69	-		39	-
87362	17	-	X 87402 X	29	-		70	-
	20	-	X 87403 X	3	-		74	-
	50	-	X 87404 X	17	51		90	-
	51	-	X 87409 X	19	-	87659	35	-
	60	-		35	-	87670	13	31
	61	-	87412	5	-		16	-
	63	-		35	-		20	-
	77	-	87414	4	-		92	5
	78	-		7	-		97, 100A	-
	81	-		29	-	X 87672 X	84	-
	82	-		30	-	X 87679 X	78	-
	83	-		39	-		82	-
	87	-		41	-	87686	16	-
	90	-		42	-		21	-
X 87363 X	64	-		45	-		27	-
	85	-		48	-		87	-
	86	-		49	-	X 87689 X	13	-
	95	-		56	-		39	-
87364	3	-		87	-		53	-
	8	-		89	-		66	-
	9	-	87415	66	-		97, 100A	-
	13	-	87440	14	49	87696	17	-
	42	-	X 87451 X	39	-	87718	16	9
	55	-	87455	4	-	87734	19	-
	58	-	87517	35	-	87755	23	-
	69	-	87539	47	-	X 87773 X	97	-
	73	-		83	-	X 87827 X	41	-
	95	-	87542	29	-	87840	53	-
	99	-		45	-		67	-
87365	17	-		48	-	87845	4	-
	34	-	X 87574 X	58	-	87870	4	-
	51	-		74	-	87872	20	-
	52	-	87579	19	-		29	-
	84	-	87582	53	-		39	-
	95	-		66	-		50	-
	97	2	87588	27	-		51	-
87366	29	5		39	-		53	-
X 87367 X	100	-	87596	17	-		61	-
87381	4	-		21	-		63	-
87382	16	-		22	-		64	-
	23	-		24	-		67	-
	27	-		27	-	X 87887 X	27	-
	41	-		33	-	87909	17	33
	87	-		39	-		29	-
X 87387 X	39	-		41	-		45	-
87393	53	-		86	-		92	16
	67	-		87	-		98	-
		-	X 87598 X	30	-	X 87936 X	7	-
87398	3	-		45	-		22	-
	4	-		49	-	X 87948 X	5	-
	5	-	X 87623 X	43	-	87972	35	-
	27	-	X 87624 X	43	-		39	-
	41	-	87630	95	-		53	-
	84	-	87639	17	-		66	-
	89	-		27	-	87974	100A	-
X 87399 X	99	-		29	-	87982	58	-
		-			-		73	-

717 FORAGE HARVESTER
NUMERICAL PARTS INDEX

Part No.	Page No.	Ref. No.	Part No.	Page No.	Ref. No.	Part No.	Page No.	Ref. No.
87982	74	-	X 88302 X	63	-	88573	43	-
X 87975 X	27	-	88310	23	-		51	-
88011	4	-	X 88313 X	58	-		64	-
	8	-	88343	97, 92, 100A	10, 3-	X 88576 X	8	-
	13	-	X 88356 X	56	-	88592	48	-
	16	-		70	-	X 88693 X	97, 92	14, 9
	24	-		74	-	95259	67	42
	25	-	X 88402 X	47	-	97098	89	-
	30	-	X 88412 X	16	-	X 97099 X	90	-
	53	-		47	-	X 97100 X	90	-
	61	-		48	-	X 97101 X	89	-
	64	-	88417	19	24	X 97139 X	91	-
	67	-	X 88426 X	55	-	X 97140 X	91	-
	84	-		58	-	X 97183	87	-
	85	-		69	-	X 97297 X	88	-
	91	-		73	-	X 97454	88	-
X 88016 X	84	-	88434	7	-	100635	51	15
X 88043 X	99	-		9	-		64	23
88044	7	-		14	-	103085	84	6
	67	-		29	-	110660	13	7
88062	98	-		30	-	110680 X	13	6
	100	-		45	-	115680 X	21	-
X 88117 X	8	-		55	-	115940 X	99	11
	29	-		61	-	116150	99	9
88131	86	-		64	-	116312	3	-
X 88135 X	41	-		69	-	X 118821 X	78	-
88146	11	-		70	-	121082 X	24	3
88173	51	-	88436	4	-	121085 X	24	2
88184	86	-		7	-	121092	29	27
88197	24	-		17	-		45	17
	25	-		20	-		48	27
	33	-	88444	22	-	121105 X	29	11
	45	-	X 88446 X	22	33		48	17
X 88202 X	63	-	88478	19	-	121110 X	29	13
88206	7	-	88494	14	-	121429 X	86	1
	8	-		34	-	121435 X	21	12
	9	-		52	-	121663 X	33	9
	17	-		66, 100A	-	121687 X	90	3
	21	-	X 88504 X	61	-	121708 X	90	1
	22	-	88520	37	-	121728 X	89	2
	24	-	88523	8	66	121766	33	10
	25	-	88542	61	-	121785 X	14	56
	30	-	88543	50	-		34	6
	33	-	X 88546 X	22	-		52	6
	45	-		29	-		66	6
	50	-	88547	3	-	121786	14	57
	61	-		4, 5	26, -		34	5
	63	-	88548	16	-		52	5
	64	-	88551	3	-		66	5
	84	-		8	-	121790 X	90	2
	85	-		9	-	121815 X	89	1
	86	-		95	-	121831	41	18
	90	-	X 88553 X	13	-	121859 X	90	1
88207	55	-	88556	17	-	121951	42	25
	69	-	88563	16	-	121952 X	41	23
X 88211 X	37	-	88573	11	-	121960	19	-
98262	53	-		22	-	121961	19	21
	67	-		23	-	121968 X	19	19
88264	5	-		31	-	121969 X	19	14

717 FORAGE HARVESTER
NUMERICAL PARTS INDEX

Part No.	Page No.	Ref. No.	Part No.	Page No.	Ref. No.	Part No.	Page No.	Ref. No.
121970	19	20	122437	13	40	122617	29	18
122260	7	33	122438	13	34		45	9
122264	9	1	122439	13	36		48	18
122265	10	21	122442	7	40	122618	45	1
122266	9	20	122443	8	51	122619	29	21
122268	9	5	122444	8, 8A	42, 21		45	11
122270	9	14	122445	13	37		48	21
122271	10	24	122447	8	50	122620	45	2
122272	10	25	122451	19	1	122621	45	3
122273	10	26	122456	19	5	122623	34	19
122274	9	6		100	2		52	19
122275	9	7	122459	16	13		66	19
122276	9	8	122460	16	4	122624	30	35
122277	9	9	122467	16	3		45	26
122278	10	27	122469	16	14		48	36
122280	9	19	122476	16	8	122625	30	44
122281	9	2	122477	7	38		46	35
122288	17	31	122481	3	21		49	45
122290	17	31	122483	4	48	122626	35	23
122295	14	61	122480	4	46		53	23
	34	11	122486	21	11		66	23
	52	11	122493	22	29	122627	35	27
	66	11	122499	22	27	122629	35	40
122296	16	22	122502	19	9	122630	33	3
122301	17	39	122503	4	32	122632	25	6
X 122321 X	8	61	122504	3	3		33	8
122325	3	1	122505	3	4	122633	24	5
122378	16	20	122510	16	21		33	6
X 122382 X	4	38	122515	11	14	122635	33	5
122387	17	48	122516	13	39	122672	29	22
122389	16	16	122517	19	12		45	12
122390	16	18	122519	16	17		48	22
122392	16	15	122521	4	26	122677	35	21
122397	17	34	122522	11	15		53	21
122398	22	37	122523	17	47		66	21
122400	4	28	122524	11	16	122691	39	3
122402	4	41	122528	16	23	122692	39	2
122406	4	36	122529	17	45	122693	39	11
122409	13	27	122530	8	56		42	28
122410	13	24	122532	8	54	122694	39	10
122411	14	43	122584	7	39	122695	39	7
	17	38	122587	51	14	122696	39	5
122412	13	1		64	22	122697	27	12
122413	13	2	122600	14	51		39	17
122414	13	21		34	1	122698	39	14
122415	13	23		52	1		41	9
122417	13	9		66	1	122718	8	49
122418	13	29	122604	11	8	X 122720 X	84	9
122420	17	36	122605	84	11	122722	77	1
122421	13	5	122613	33	1		81	1
122424	13	15	122614	29	33	122724	78	13
122426	14	44		45	24		82	13
122428	14	45		48	33	122725	66	28
122429	13	12	122615	30	42	122726	60	1
122430	13	25		45	33		77	2
122432	13	41		49	43		81	2
			122616	29	17	122727	60	2
122435	13	38		33	14		77	3
122436	13	35		45	8		81	3

717 FORAGE HARVESTER
NUMERICAL PARTS INDEX

Part No.	Page No.	Ref. No.	Part No.	Page No.	Ref. No.	Part No.	Page No.	Ref. No.
122728	63	12	122808	73	17	122901 x	70	43
122729	70	47	122811	61	10	122902 x	53	31
	74	49		64	17		67	41
122730	56	42	122817	50	2	122903 x	53	32
	70	42		63	2		67	32
122731	56	34	122829	50	3	122904 x	69	1
	69	28		63	3		73	1
122732	70	41	122873	69	22	122905 x	69	16
122733	78	9		73	22		73	16
122734	78	10	122876	55	23	122906 x	69	23
122735	55	5		58	23		73	23
	58	5		69	21	122907	14	50
	69	5		73	21	122908 x	64	20
	73	5	122877	55	20	122909 x	64	21
122736	69	24		58	20	122910 x	64	19
	73	24		69	18	122911 x	78	15
122737	55	4		73	18		83	15
	58	4	122878	55	21	122912 x	51	9
	69	4		58	21		63	8
	73	4		69	19	122913	70	52
122738	55	4		73	19		74	55
	58	4	122879	55	22	122914 x	77	6
	69	4		58	22		81	6
	73	4		69	20	122915 x	77	5
122739	50	4		73	20		81	5
	63	4	122880	69	26	-122916 x	78	12
122740	50	5		73	26	-122917 x	78	11
	63	5	122881	78	14	-122918 x	51	13
122741	64	16		83	14		63	6
122742	64	15	122882	77	7	-122920 x	56	38
122743	70	40		82	7	-122921 x	53	25
	74	44	122883	78	8	-122922 x	56	40
122744	55	30		82	8		59	45
	70	35	122884	67	49	122923	53	27
122745	56	43	122885	55	31	-122924 x	56	44
	69	27		69	30	-122925 x	50	1
122746	63	11	122886	70	51	-122926 x	61	9
122747	77	4		74	54	-122927 x	91	1
	81	4	122887	70	45	-122929 x	61	13
122748	70	39		74	47	-122930 x	61	14
122750	91	1	122888	53	34	-122931 x	51	12
122751	63	1		67	34	-122932 x	51	11
122752	91	2	122889	53	33	-122933 x	61	6
122753	63	10		67	33	-122934 x	61	5
122754	55	4	122891	64	18	-122937 x	56	36
	58	4	122892	64	14	-122938 x	56	41
	69	4	122893	78	17		59	46
	73	4	122894	78	16		70	50
122768	53	29	122896	69	25		74	52
	67	29		73	25	-122939 x	61	7
122769	53	30	122897 x	63	9	-122940 x	61	8
	67	30	122898 x	70	37	-122941 x	55	25
122797	55	18		74	41		58	25
	58	18	122899 x	55	13	-122942 x	55	1
122807	70	38		58	13		58	1
	74	42		69	13	122943	56	45
122808	55	19		73	13	122944	56	35
	58	19	122900	70	53		59	49
	69	17		74	53	122945	56	47

717 FORAGE HARVESTER
NUMERICAL PARTS INDEX

Part No.	Page No.	Ref. No.	Part No.	Page No.	Ref. No.	Part No.	Page No.	Ref. No.
122945	59	47	126292	88	3	129345	4	54
122946	50	8	126697	8	55	129630	27	23
122947	60	3	126758	8	46		39	18
122948	61	4	126760	8, 8A, 8B	43, 18, 15		41	3
122949	55	17	126761	7, 8A	41, 20	129757	22	30A
122950	55	16	126942	6	1	129758	22	36
	58	16	126943	6	2	129761	22	32
122951	51	10	126949	21	19	129776	6	7A
122952	50	6	126986	14	66	129828	35	28A
122953	55	24	126987	13	18	129834	22	22
	58	24	127046	51	8A	129867	35	41
122956	56	39	127361	27	13	130683	14	65
122998	29	1	127374	21	5	130879	67	-
122999	24	1	127375	21	10		67	46
124070	56	45A		87	1	130880	67	-
	70	43A	127421	56	45B		67	45
124150	30	47		70	43B	130881	67	-
	46	38	127428	4	44		67	44
	49	48	127434	29	23	130882	67	-
126002	9	16		45	13		67	47
126003	9	17		48	23	130883	67	-
126004	9	15	127438	14	-		67	43
126005	9	10	127445	1	-	130891	27	8
126006	8	52	127447	1	-			1
	9	-	127568	1	-	131274	3	31
126020	27	18	127485	39	24	131283	4	59
126021	27	3	128375	4	49	131348	8	49
126024	27	15	128437	4	42	131354	17	23
126027	27	24	128438	29	10	131355	19	22
	39	19		47	7	131356	19	7
	41	2	128441	29	4	131374	25	7
126028	27	10		29	4		33	4
126039	90	2	128443	29	7	131375	24	4
126071	25	8	128446	29	12		33	4
126103	84	1		29	12	131480	10	21
126105	14	64	128460	29	16	131481	9	15
	34	14		48	9	131482	8	52
	52	14	128465	29	14		9	-
	66	14		29	6	131490	8A	19
126106	14	64	128467	29	12	131491	8	47
	34	14		48	8	131491	8	17
	52	14	128470	3	13	131514	8A	13
	66	14		3	7	131515	8A	7
126182	86	2	128542	5	57	131516	8A	1
126190	85	2	128653	53	38	131517	8A	12
126191	86	3		67	38	131518	8A	14
126219	88	1	128654	53	37	131519	8A	4
126224	19	2		67	37	131520	8A	2
	100	1	128659	14	51B	131521	8A	5
126228	4	39	128694	56	35C	131673	27	65
126230	84	8		59	47D	131692	8	62
126233	84	2		69	26C	131694	8	24A
126234	84	5	128751	56	26C	131867	19	24
126236	84	4		59	-	131907	19	30
126287	29	28		59	47C	131976	20	22A
	45	18	128784	14	48	131998	19	14
	48	28	128839	4	45	132164	29	60
126289	27	21	128840	16	19	132184	8	33
126291	88	2	128952	22	21	132321	20	30A
			129344	4	53	132416	20	

717 FORAGE HARVESTER
NUMERICAL PARTS INDEX

Part No.	Page No.	Ref. No.	Part No.	Page No.	Ref. No.	Part No.	Page No.	Ref. No.
132486 ✕	78	8	136180 ✕	8	58	144083 ✕	83	16
	82	8	136759	13	14A	144208 ✕	34	15
132487 ✕	77	7	136936	53	40		52	15
	82	7		67	40A		66	15
132500	66	28	137467 ✕	59	32	144227 ✕	41	16
132503 ✕	78	13		74	29	144228	41	8
	82	13	137555 ✕	59	41	144231 ✕	41	17
132504 ✕	77	4		74	38	144235 ✕	41	20
	81	4	137558 ✕	59	40	144236 ✕	41	21
132510 ✕	64	14		74	39	144253 ✕	61	6
132511 ✕	63	9	137559 ✕	59	42	144296 ✕	42	27
132520 ✕	77	1		74	40	144365	66	28
	81	1	137560	59	34	144366	66	28
132526 ✕	64	15		74	28	151356	100	4
132527 ✕	64	16	137575	59	38	151458	3	20
132528 ✕	78	10		74	36	151672 ✕	3	2
132529 ✕	78	9	137707	37	17	151696 ✕	43	7
132534	64	19	137710 ✕	41	14	152194	7	18
132535 ✕	64	20	138140 ✕	17	46	152252	7	23
132536 ✕	64	21		29	16	✕ 152301 ✕ ✕	100	3
132544 ✕	64	13		33	13	152385	6	1A
132545 ✕	63	10	138140	45	7	152415	27	2
132546 ✕	63	11	138555	37	19	152416 ✕	25	8
132547 ✕	63	1	138728 ✕	58	27	152443 ✕	27	3
132749 ✕	63	7		74	34	152452	4	30
132896 ✕	16	2	138732 ✕	59	37		34	16
132897 ✕	16	1		74	35		52	16
132898 ✕	16	10	138736	53	28		66	16
132996 ✕	14	52		67	31	152453	16	12A
	34	2	138737 ✕	53	29	152454 ✕	7	33
	52	2		53	30	✕ 152604 ✕	84	-
	66	2		67	29	✕ 152656 ✕ ✕	100	2
132999 ✕	34	18		67	30	152718 ✕	4	25
133000 ✕	52	18	138741 ✕	59	28	✕ 152724 ✕	95	6
	66	18		74	31	152727 ✕	7	39
133001 ✕	61	12	139369 ✕	36	8	152728 ✕	7	40
	78	19	139674 ✕	61	5	152729 ✕	8, 8B	42, 14
	83	19	143340 ✕	41	13	152730	7	41
133056 ✕	20	25	143341	13	32	152731 ✕	19	14
133107 ✕	66	25A	143364	53	27	152732 ✕	19	19
✕ 133108 ✕	1	-	143365	66	28	152733 ✕	19	20
134522 ✕	27	13A	143366	66	28	✕ 152734 ✕	98	4
134523 ✕	27	3	143787 ✕	29	13	✕ 152735 ✕	95	5
134524 ✕	27	15		47	3		98	3
134532	27	2	144015 ✕	37	26	✕ 152736 ✕ ✕	95	16
134533	27	1		37	-	✕ 152737 ✕ ✕	95	3
134535 ✕	24	1	144051 ✕	22	30	✕ 152738 ✕ ✕	95	11
134678 ✕	22	43	✕ 144053 ✕ ✕	22	41	✕ 152739 ✕ ✕	95	2
134837 ✕	5	59	144069 ✕	63	11	✕ 152740 ✕ ✕	95	1
134921 ✕	27	7	144070 ✕	63	10	152741	3	-
135839	37	18	144071 ✕	82	9		95	-
135874 ✕	41	15	144072 ✕	82	10	✕ 152747 ✕	95	-
135877 ✕	37	22	144075 ✕	63	10	152749	3	18
135883 ✕	42	26	144076 ✕	63	11	✕ 152750 ✕	95	-
135900 ✕	41	22	144077 ✕	82	10	152787 ✕	7	25
136137 ✕	27	6	144078 ✕	82	9	152792	7	29
136142 ✕	30	48	144081 ✕	82	11	✕ 152848 ✕	22	42
	48	15	144082 ✕	82	12	152933 ✕	4	55

717 FORAGE HARVESTER
NUMERICAL PARTS INDEX

Part No.	Page No.	Ref. No.	Part No.	Page No.	Ref. No.	Part No.	Page No.	Ref. No.
X152938 x	4	37	X159353 x	92	11	-166119 x	36	3
-152939 x	5	56	X159354 x	92	14	-166120 x	36	1
-152940 x	5	58		97	3	-166123 x	47	1
X152943 x	4	42A	X159355 x	92	13	-166126 x	33	1
152982	3	24A		97	4	-166177 x	37	27
X152983 x	3	-	159356	92	10	-166205 x	74	43
X152984 x	3	-	X159357 x	92	1	-169285 x	16	24
X152985 x	3	-	-159358 x	92	9	-169300 x	16	25
X152986 x	3	-	-159359 x	92	3	-179255 x	13	19
X152987 x	3	-	X159360 x	92	15	217176	13	20
X158008 x	100	-		97	12	530142	19	21A
-158017 x	21	18	-159361 x	92	8	530143	19	21A
-158020 x	21	17		97	9	530150	93	-
-158023 x	7	38A	X159362 x	92	12	-530157 x	1	-
158054	7	34		97	5	-530464 x	25	9
158171	7	27	X159372 x	92	17	-530711 x	99	6
X158184 x	23	-	159377	93	-	-531126 x	5	65
X158185 x	23	-		97	-	-531129 x	5	64
X158187 x	23	-	-159404 x	43	1	-531313 x	48, 29	11, 7
X158188 x	23	-	-159405 x	43	2	-531549 x	7	26
-158205 x	23	1	-159407 x	43	4	-531550 x	7	28
-158210 x	23	12	X159408 x	43	-	-531591 x	3	1
-158214 x	23	8	X159496 x	3	-	X531625 x	98	2
-158218 x	23	3	X159501 x	3	-		95	4
X158219 x	23	5	X159502 x	3	-		100	-
X158220 x	23	6	159719	19	20A	X531626 x	95	4A
X158223 x	23	4	159721	19	20A		98	2A
158227	23	9	159723	13	38A	X531741 x	92, 98	- , 1
158235	7	-	-159727 x	30	36	X531745 x	92	20
-158236 x	23	7				532131	3	-
-158239 x	23	2	159801	5	63		5	-
-158242 x	23	10	159802	5	62		22	-
-158248 x	23	11	X159806 x	13	-	X532273 x	100A	4
X158265 x	23	13	159989	22	34	X532279 x	100A	5
-158271 x	31	3	-163160 x	41	11	X532353 x	97	13
	43	6	-163198 x	59	35	X532354 x	97	1
-158272 x	31	2		74	45	X532360 x	97	6
	43	5	-165484 x	41	19	X532361 x	97	15
-158280 x	3	8	-165670 x	51	10	X532362 x	97	11
158313	7, 8B	22, 3	-165673 x	59	36	X532363 x	97	8
-158314 x	31	4	-165674 x	58	26	X532364 x	97	7
	43	3	-165678 x	61	13	X532384 x	97	-
-158336 x	20	25	-165679 x	61	14		98, 92	1, -
X158337 x	23	-	-165682 x	50	1	X532498 x	99	2
X158344 x	31	-	-165730 x	63	9	X532600 x	100A	2
-158346 x	31	1	-165738 x	64	15	X532601 x	100A	3
158358	4	45	-165739 x	63	12	532606	4	37
-158367 x	36	9	-165740 x	64	16	X532611 x	100A	1
-158384 x	36	10	-165937 x	63	1	532626	5	61
-158393 x	3	6	165957	64	15	X532758 x	99	-
	84	10	165958	64	16	X532780 x	98	-
X158593 x	14	51A	-165972 x	63	1		100	1
158598	21	13	-166088 x	36	1	-532813 x	5	-
X158727 x	1	-	-166107 x	47	2	532865	3	7
X158728 x	1	-	-166109 x	37	21	-532866 x	5	-
-159052 x	36	9A	-166117 x	37	20	X532896 x	99	1
-159053 x	36	9B	166118	36	5	-532917 x	5	59
159160	100	-				X532925 x	100	-
-159338 x	3	24B				-532970 x	24	2A

717 FORAGE HARVESTER
 NUMERICAL PARTS INDEX

<u>Part No.</u>	<u>Page No.</u>	<u>Ref. No.</u>
-X 533013 \X	21	19A
- 533015 X	22	19C
-X 533017 X	21	19B
X 533019 \	99	-
X 533020 \	100A	-
-X 533057 X	99	-
-X 533058 X	92	18A
-X 533059 X	92	18B
-X 533060 X	92, 95	-, 1
- 533129 X	99	-
- 533160 X	85	1
X 533165 \	19	21
X 533198 \	85	-
-X 533712 X	31	3
X 534026 \	8B	1
534327	13	32
-X 534367 \X	13	-
X 534419 \	8B	2
X 534420 \	8B	5
X 534421 \	8B	6
X 534422 \	8B	7
X 534423 X	8B	8
X 534426 X	8B	12
X 534427 X	8B	13
X 534428 X	8B	-
606173	41	7
606657	36	-
	37	-

FARM ACCIDENTS CAN BE PREVENTED WITH YOUR HELP

No accident prevention programme can be successful without the whole-hearted co-operation of the person who is directly responsible for the operation of equipment. To read accident reports from all over the country is to be convinced that a large number of accidents can be prevented only by the operator anticipating the result before the accident is caused and doing something about it. No power-driven equipment, whether it be transportation or processing, whether it be on the road, in the harvest field or in the industrial plant, can be safer than the man who is at the controls. If farm accidents are to be prevented—and they can be prevented—it will be done by the operators who accept a full measure of their responsibility.

It is true that the designer, the manufacturer, the safety engineer can help, and they will help, but their combined efforts can be wiped out by a single careless act of the operator.

It is said "that the best kind of safety device is a careful operator". We ask you to be that kind of an operator.

MODEL 717 FORAGE HARVESTER

DEALER SERVICE

There is a comprehensive Dealer Service established throughout the country for New Holland Products.

The dealer in your area is anxious to help you obtain the maximum use from your Forage Harvester. He can provide you with expert advice and spare parts should you need them.

New Holland operate Service Parts from two main depots as follows :—

MAIN SERVICE DEPOT FOR SPARES AND SERVICE
AYLESBURY,
BUCKINGHAMSHIRE

Telephone: AYLESBURY 5040 *Telegrams:* NUHOL, AYLESBURY
Ansafone: AYLESBURY 3345 *Telex No:* 83114

SCOTTISH SERVICE DEPOT FOR SPARES

EAST MAINS INDUSTRIAL ESTATE,
BROXBURN, WEST LoTHIAN

Telephone: Broxburn 2317



NEW HOLLAND DIVISION SPERRY RAND LIMITED

AYLESBURY, BUCKINGHAMSHIRE, ENGLAND

Telephone: AYLESBURY 5040

Ansafone: AYLESBURY 3345

Telegrams: NUHOL, AYLESBURY

Telex: 83114